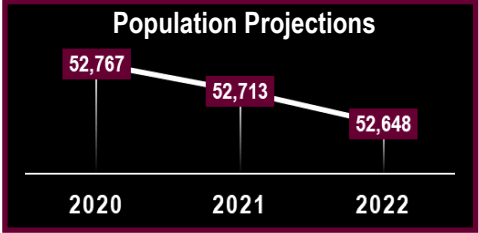


Quick Facts 2022

Rusk County



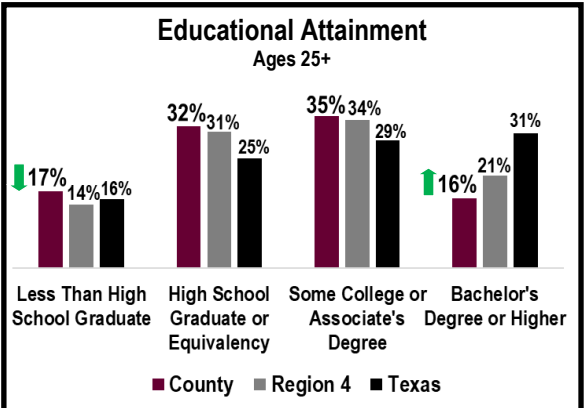
Life Expectancy: 76.1 years ↓
 Frequent Physical Stress: 14%
 Physically Inactive: 31% ↑
 Obesity: 38% ↓

Poor/Fair Health: 23%
 Frequent Mental Stress: 15%
 Food Insecure: 14% ↓
 Access to Exercise Opportunities: 41%

Households: 18,056
 Persons Per: 2.7
 With computer: 87.2%
 With internet: 66.4% ↑
 Median Rent: \$813

Race/Ethnicity: White: 62.0% Black: 16.3% Hispanic: 18.9% Asian: 0.5% Other: 2.3%
 Age: 0-17: 21.5% 18-24: 8.7% 25-44: 27.5% 45-64: 23.9% 65+: 18.4%
 Population Density: Per Square Mile: 57.0 Rural Residents: 65.9% Veterans: 5.7%

Median Household Income: \$56,223 ↑ Poverty: 11.2% ↓ Children in Poverty: 15.0% ↑ Age 65+ in Poverty: 9.6% ↓



Scan the QR Code to visit ETCADA.com

Demographic	County	Region 4	Texas
Unemployment	6% ↓	6%	6%
Uninsured Adults	24% ↓	24%	24%
Uninsured Children	14% ↑	13%	13%
Adult Smoking	20% ↑	21%	15%
Adult Binge Drinking	20% ↓	20%	20%

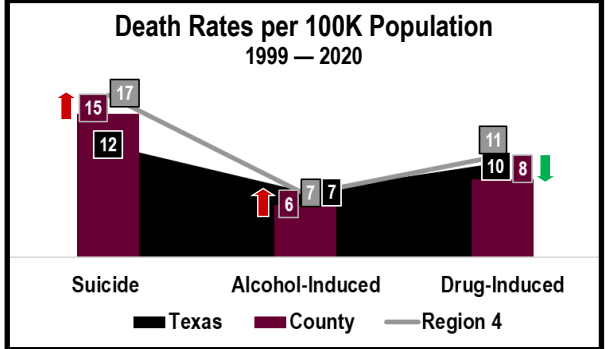
Arrest	County	Region 4	Texas
Per 100k Population			
Burglary	334.3 ↓	293.2	314.6
Larceny	1,052.3 ↓	949.9	1,455.8
Auto Theft	184.2 ↑	157.6	287.3
Murder	9.5 ↑	6.0	6.7
Rape	39.9 ↓	46.7	50.0
Robbery	19.0	23.1	73.1
Assault	273.5 ↑	226.8	297.6

Supplemental Nutrition Assistance Program
SNAP Recipients: 6,328 ↓
 Temporary Assistance for Needy Families
TANF Recipients: 52 ↓
Free/Reduced Lunch: 68%

Alcohol Permits: 52 ↓ Tobacco Permits: 58 ↓
 Average RX per Person: 1.1

Confirmed Child Victims of Maltreatment: 163 ↓
 Family Violence Incidents: 435 ↓
 Students Experiencing Homelessness: 94 ↑
 Children in Single Parent Households: 2,796

Mental Health Providers: 3,196:1 ↓
 Primary Care Physicians: 4,946:1 ↑
 Dentists: 3,196:1 ↓



Substance Use Concerns: Methamphetamines, Alcohol, Marijuana, and Vaping
Causes: Poverty, Mental Health Issues, Trauma, and Pandemic Related Issues
Consequences: Destruction of Families, Poverty, and Permanent Health Damage
Resources Needed: Services for Those Without Insurance

Drugs Seized in County by Law Enforcement

1 Clandestine Lab
 Methamphetamine

Alcohol Related Crashes

Total Crashes: 52 ↑
 Fatal Crashes: 4 ↓
 Crash Fatalities: 4 ↓

Arrest	Age	County	Region 4	Texas
Per 100k Population				
Drug Related	Adult	436.9 ↑	413.3	269.8
	Juvenile	17.7 ↑	15.3	39.1
Alcohol Related	Adult	165.2 ↓	209.8	580.9
	Juvenile	0.0 ↓	7.9	9.8