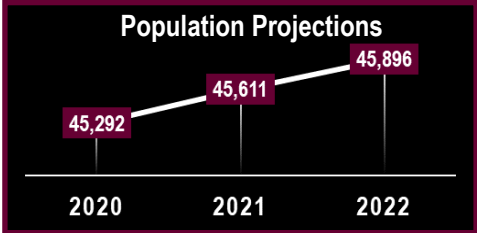


Quick Facts 2022

Wood County



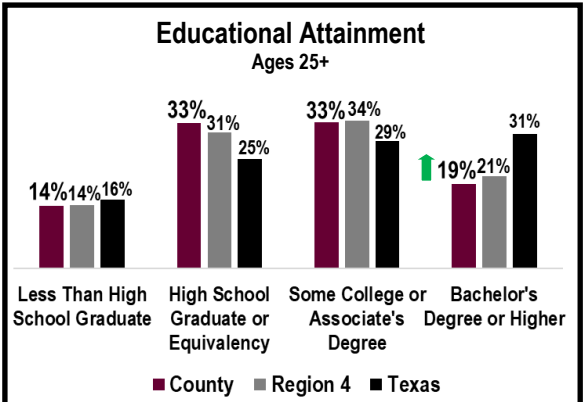
Life Expectancy: 76.2 years ↓
 Frequent Physical Stress: 14%
 Physically Inactive: 30% ↓
 Obesity: 36% ↑

Poor/Fair Health: 22% ↑
 Frequent Mental Stress: 16% ↑
 Food Insecure: 17%
 Access to Exercise Opportunities: 25% ↓

Households: 50,645
 Persons Per: 2.5
 With computer: 89.0%
 With internet: 80.2% ↑
 Median Rent: \$811

Race/Ethnicity: White: 80.4% Black: 5.0% Hispanic: 12.2% Asian: 0.4% Other: 1.9%
 Age: 0-17: 19.9% 18-24: 7.6% 25-44: 20.3% 45-64: 23.8% 65+: 28.4%
 Population Density: Per Square Mile: 71.1 Rural Residents: 74.2% Veterans: 14.4%

Median Household Income: \$59,749 ↑ Poverty: 12.9% ↓ Children in Poverty: 18.4% ↓ Age 65+ in Poverty: 8.8%



Scan the QR Code to visit ETCADA.com

Demographic	County	Region 4	Texas
Unemployment	6% ↓	6%	6%
Uninsured Adults	25% ↑	24%	24%
Uninsured Children	14% ↑	13%	13%
Adult Smoking	20% ↓	21%	15%
Adult Binge Drinking	21% ↑	20%	20%

Arrest	County	Region 4	Texas
Per 100k Population			
Burglary	278.9 ↑	293.2	314.6
Larceny	479.3 ↓	949.9	1,455.8
Auto Theft	78.4 ↑	157.6	287.3
Murder	2.2 ↓	6.0	6.7
Rape	28.3 ↓	46.7	50.0
Robbery	15.3 ↑	23.1	73.1
Assault	93.7 ↑	226.8	297.6

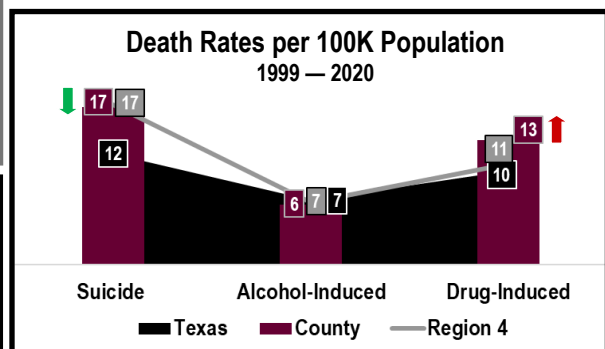
Supplemental Nutrition Assistance Program
SNAP Recipients: 4,352 ↓
 Temporary Assistance for Needy Families
TANF Recipients: 27 ↑
Free/Reduced Lunch: 61%

Alcohol Permits: 72 ↑ **Tobacco Permits:** 61 ↑
 Average RX per Person: 1.9

Mental Health Providers: 2,893:1 ↑
Primary Care Physicians: 2,397:1 ↑
Dentists: 2,723:1 ↓

Confirmed Child Victims of Maltreatment: 110 ↓
 Family Violence Incidents: 180 ↑
 Students Experiencing Homelessness: 184 ↑
 Children in Single Parent Households: 2,242

Substance Use Concerns: Methamphetamines, Alcohol, Marijuana, and Vaping
Causes: Poverty, Mental Health Issues, Trauma, and Pandemic Related Issues
Consequences: Destruction of Families, Poverty, and Permanent Health Damage
Resources Needed: Services for Those Without Insurance



Drugs Seized in County by Law Enforcement

28 Clandestine Labs
 22 Meth and 6 THC

Alcohol Related Crashes

Total Crashes: 27 ↓
Fatal Crashes: 3 ↓
Crash Fatalities: 3 ↓

Arrest	Age	County	Region 4	Texas
Per 100k Population				
Drug Related	Adult	318.1 ↑	413.3	269.8
	Juvenile	0.0	15.3	39.1
Alcohol Related	Adult	220.1 ↓	209.8	580.9
	Juvenile	0.0	7.9	9.8