

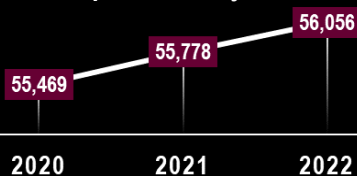
Quick Facts 2022

Van Zandt County

PRC4 PREVENTION RESOURCE CENTER 4

ETCADA

Population Projections



Life Expectancy: 76.1 years ↓
 Frequent Physical Stress: 14%
 Physically Inactive: 30% ↑
 Obesity: 36% ↑

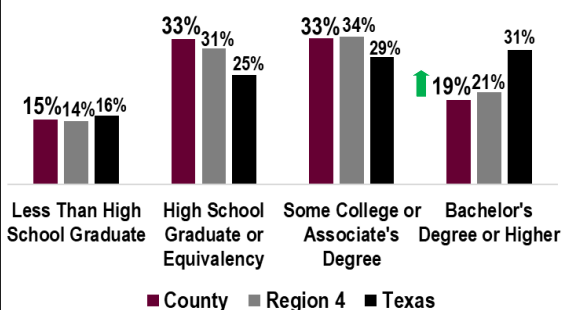
Poor/Fair Health: 22% ↑
 Frequent Mental Stress: 16%
 Food Insecure: 16%
 Access to Exercise Opportunities: 27% ↓

Households: 20,494
 Persons Per: 2.7
 With computer: 89.1%
 With internet: 77.4% ↑
 Median Rent: \$865

Race/Ethnicity: White: 81.5% Black: 3.0% Hispanic: 12.6% Asian: 0.4% Other: 2.5%
 Age: 0-17: 22.5% 18-24: 6.9% 25-44: 22.5% 45-64: 25.4% 65+: 22.7%
 Population Density: Per Square Mile: 66.5 Rural Residents: 75.0% Veterans: 7.1%

Median Household Income: \$57,203 ↑ Poverty: 12.7% ↓ Children in Poverty: 17.3% ↓ Age 65+ in Poverty: 8.3% ↓

Educational Attainment Ages 25+



Scan the QR Code to visit ETCADA.com



Demographic	County	Region 4	Texas
Unemployment	↓ 5%	6%	6%
Uninsured Adults	↑ 27%	24%	24%
Uninsured Children	↑ 16%	13%	13%
Adult Smoking	↑ 21%	21%	15%
Adult Binge Drinking	↑ 21%	20%	20%

Supplemental Nutrition Assistance Program

SNAP Recipients:
5,751 ↑

Temporary Assistance for Needy Families

TANF Recipients:
41 ↑

Free/Reduced Lunch:
54% ↑

Alcohol Permits: 75 ↑ Tobacco Permits: 65
Average RX per Person: 1.5

Arrest	County	Region 4	Texas
Per 100k Population			
Burglary	↑ 380.0	293.2	314.6
Larceny	↑ 410.3	949.9	1,455.8
Auto Theft	↓ 64.2	157.6	287.3
Murder	↑ 7.1	6.0	6.7
Rape	↓ 16.1	46.7	50.0
Robbery	↑ 16.1	23.1	73.1
Assault	↓ 182.0	226.8	297.6

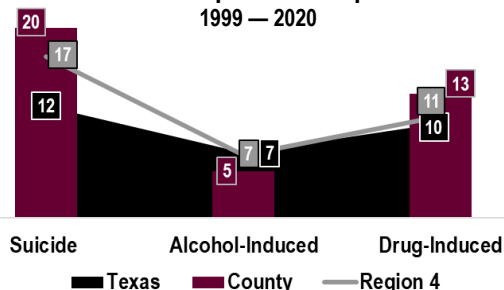
Mental Health Providers
2,877:1 ↓

Primary Care Physicians:
8,084:1 ↑

Dentists:
4,794:1 ↑

Confirmed Child Victims of Maltreatment: 158 ↓
Family Violence Incidents: 221 ↑
Students Experiencing Homelessness: 70 ↑
Children in Single Parent Households: 3,156

Death Rates per 100K Population 1999 — 2020



Substance Use Concerns: Methamphetamines, Alcohol, Marijuana, and Vaping
Causes: Poverty, Mental Health Issues, Trauma, and Pandemic Related Issues
Consequences: Destruction of Families, Poverty, and Permanent Health Damage
Resources Needed: Services for Those Without Insurance

Drugs Seized in County by Law Enforcement



11 Clandestine Labs
 6 Meth and 5 THC

Alcohol Related Crashes

Total Crashes:
62
Fatal Crashes:
2 ↓
Crash Fatalities:
2 ↓

Arrest	Age	County	Region 4	Texas
Per 100k Population				
Drug Related	Adult	↓ 164.1	413.3	269.8
	Juvenile	↑ 23.8	15.3	39.1
Alcohol Related	Adult	↓ 91.0	209.8	580.9
	Juvenile	0.0	7.9	9.8

Compared to Previous Year's Data

↑ Positive Increase ↓ Positive Decrease ↑ Negative Increase ↓ Negative Decrease

ETCADA.com
903-753-7633

