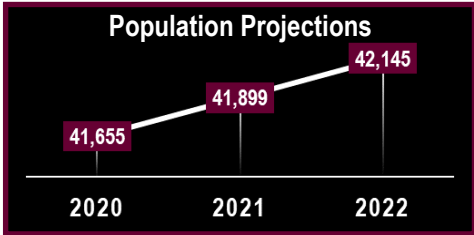


# Quick Facts 2022

## Upshur County



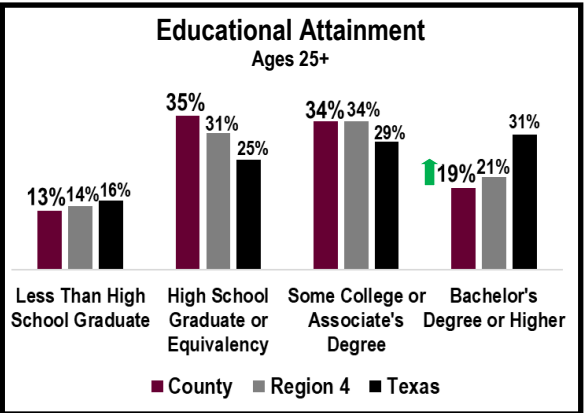
Life Expectancy: **75.7 years** ↑  
 Frequent Physical Stress: **14%**  
 Physically Inactive: **30%** ↑  
 Obesity: **37%** ↑

Poor/Fair Health: **22%** ↑  
 Frequent Mental Stress: **16%** ↑  
 Food Insecure: **17%** ↑  
 Access to Exercise Opportunities: **30%** ↑

Households: **14,392**  
 Persons Per: **2.8**  
 With computer: **88.3%**  
 With internet: **83.3%** ↑  
 Median Rent: **\$798**

Race/Ethnicity: White: **77.4%** Black: **8.1%** Hispanic: **11.4%** Asian: **0.4%** Other: **2.7%**  
 Age: 0-17: **21.8%** 18-24: **7.6%** 25-44: **24.7%** 45-64: **25.5%** 65+: **20.4%**  
 Population Density: Per Square Mile: **72.3** Rural Residents: **79.3%** Veterans: **6.2%**

Median Household Income: **\$54,330** ↑ Poverty: **14.9%** ↓ Children in Poverty: **20.7%** ↓ Age 65+ in Poverty: **13.1%** ↓



Scan the QR Code to visit ETCADA.com

Demographic	County	Region 4	Texas
Unemployment	6% ↓	6%	6%
Uninsured Adults	21% ↓	24%	24%
Uninsured Children	12% ↓	13%	13%
Adult Smoking	21% ↑	21%	15%
Adult Binge Drinking	21%	20%	20%

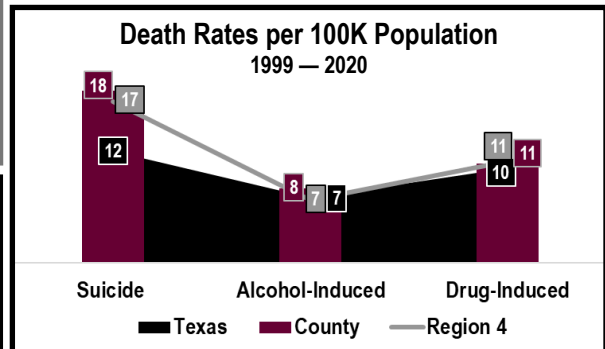
Arrest	County	Region 4	Texas
Per 100k Population			
Burglary	382.0 ↑	293.2	314.6
Larceny	579.0 ↓	949.9	1,455.8
Auto Theft	104.4 ↓	157.6	287.3
Murder	11.9 ↑	6.0	6.7
Rape	71.2 ↑	46.7	50.0
Robbery	11.9 ↓	23.1	73.1
Assault	137.6 ↓	226.8	297.6

Supplemental Nutrition Assistance Program  
**SNAP Recipients: 5,313** ↓  
 Temporary Assistance for Needy Families  
**TANF Recipients: 40** ↑  
 Free/Reduced Lunch: **62%** ↓

Alcohol Permits: **51** ↓ Tobacco Permits: **45** ↓  
 Average RX per Person: **0.7**

Confirmed Child Victims of Maltreatment: **129** ↓  
 Family Violence Incidents: **179** ↑  
 Students Experiencing Homelessness: **105** ↓  
 Children in Single Parent Households: **2,639**

Mental Health Providers: **2,343:1** ↓  
 Primary Care Physicians: **3,479:1** ↑  
 Dentists: **6,024:1** ↓



**Substance Use Concerns:** Methamphetamines, Alcohol, Marijuana, and Vaping  
**Causes:** Poverty, Mental Health Issues, Trauma, and Pandemic Related Issues  
**Consequences:** Destruction of Families, Poverty, and Permanent Health Damage  
**Resources Needed:** Services for Those Without Insurance

### Drugs Seized in County by Law Enforcement

### Alcohol Related Crashes

Total Crashes: **37** ↓  
 Fatal Crashes: **2** ↓  
 Crash Fatalities: **4** ↑

Arrest	Age	County	Region 4	Texas
Per 100k Population				
Drug Related	Adult	239.6 ↓	413.3	269.8
	Juvenile	0.0	15.3	39.1
Alcohol Related	Adult	151.9 ↓	209.8	580.9
	Juvenile	21.8 ↑	7.9	9.8