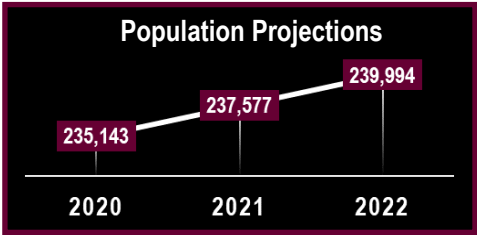


Quick Facts 2022

Smith County



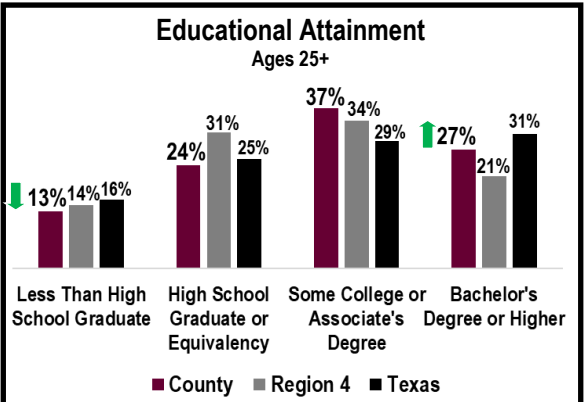
Life Expectancy: 77.4 years ↓
 Frequent Physical Stress: 13%
 Physically Inactive: 28% ↑
 Obesity: 38% ↑

Poor/Fair Health: 22% ↑
 Frequent Mental Stress: 15%
 Food Insecure: 15% ↓
 Access to Exercise Opportunities: 69% ↓

Households: 77,809
 Persons Per: 2.9
 With computer: 92.9%
 With internet: 83.6% ↑
 Median Rent: \$955

Race/Ethnicity: White: 58.3% Black: 16.9% Hispanic: 20.9% Asian: 1.8% Other: 2.1%
 Age: 0-17: 24.1% 18-24: 9.2% 25-44: 26.3% 45-64: 22.8% 65+: 17.7%
 Population Density: Per Square Mile: 260.4 Rural Residents: 31.6% Veterans: 4.8%

Median Household Income: \$59,450 ↑ Poverty: 14.0% ↓ Children in Poverty: 18.2% ↓ Age 65+ in Poverty: 10.4%



Scan the QR Code to visit ETCADA.com

Demographic	County	Region 4	Texas
Unemployment	↓ 5%	6%	6%
Uninsured Adults	↑ 25%	24%	24%
Uninsured Children	↑ 12%	13%	13%
Adult Smoking	↓ 17%	21%	15%
Adult Binge Drinking	19%	20%	20%

Arrest	County	Region 4	Texas
Per 100k Population			
Burglary	↓ 270.0	293.2	314.6
Larceny	↓ 1,279.2	949.9	1,455.8
Auto Theft	↓ 181.3	157.6	287.3
Murder	↓ 4.2	6.0	6.7
Rape	↓ 43.3	46.7	50.0
Robbery	↓ 27.5	23.1	73.1
Assault	↓ 271.7	226.8	297.6

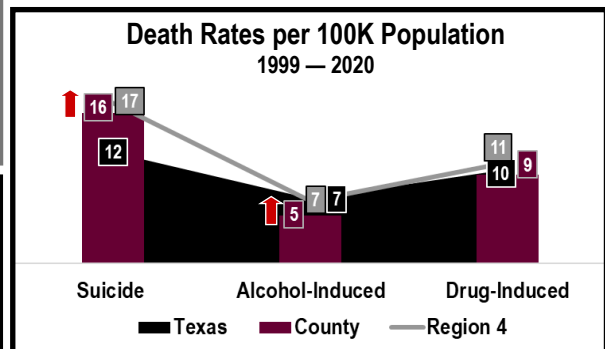
Supplemental Nutrition Assistance Program
SNAP Recipients: 24,325 ↑
 Temporary Assistance for Needy Families
TANF Recipients: 142 ↑
Free/Reduced Lunch: 64% ↓

Alcohol Permits: 377 ↓ Tobacco Permits: 228 ↑
 Average RX per Person: 2.3

Mental Health Providers: 696:1 ↓
 Primary Care Physicians: 974:1 ↓
 Dentists: 1,583:1 ↓

Confirmed Child Victims of Maltreatment: 782 ↓
 Family Violence Incidents: 1,540 ↑
 Students Experiencing Homelessness: 398 ↑
 Children in Single Parent Households: 12,903

Substance Use Concerns: Methamphetamines, Alcohol, Marijuana, and Vaping
Causes: Poverty, Mental Health Issues, Trauma, and Pandemic Related Issues
Consequences: Destruction of Families, Poverty, and Permanent Health Damage
Resources Needed: Services for Those Without Insurance



Drugs Seized in County by Law Enforcement

Alcohol Related Crashes

Total Crashes: 207 ↓
 Fatal Crashes: 7 ↑
 Crash Fatalities: 7 ↑

Arrest	Age	County	Region 4	Texas
Per 100k Population				
Drug Related	Adult	↓ 439.2	413.3	269.8
	Juvenile	↓ 20.8	15.3	39.1
Alcohol Related	Adult	↓ 269.2	209.8	580.9
	Juvenile	↑ 20.8	7.9	9.8