

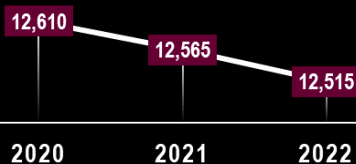
Quick Facts 2022

PRC4 PREVENTION RESOURCE CENTER 4

ETCADA

Red River County

Population Projections



Life Expectancy: 72.0 years ↓
 Frequent Physical Stress: 16% ↑
 Physically Inactive: 33% ↓
 Obesity: 40%

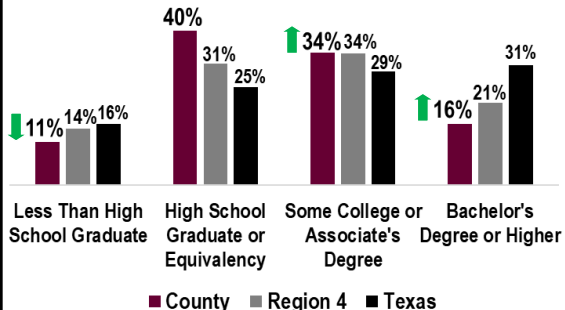
Poor/Fair Health: 25% ↑
 Frequent Mental Stress: 18% ↑
 Food Insecure: 18% ↓
 Access to Exercise Opportunities: 21% ↓

Households: 5,143
 Persons Per: 2.3
 With computer: 78.4%
 With internet: 71.4% ↑
 Median Rent: \$571

Race/Ethnicity: White: 69.6% Black: 18.0% Hispanic: 9.5% Asian: 0.2% Other: 2.8%
 Age: 0-17: 20.6% 18-24: 6.2% 25-44: 22.5% 45-64: 25.0% 65+: 25.6%
 Population Density: Per Square Mile: 12.1 Rural Residents: 75.7% Veterans: 5.0%

Median Household Income: \$37,135 ↓ Poverty: 20.2% ↑ Children in Poverty: 26.4% ↑ Age 65+ in Poverty: 16.9% ↑

Educational Attainment Ages 25+



Scan the QR Code to visit ETCADA.com



Demographic	County	Region 4	Texas
Unemployment	6%	6%	6%
Uninsured Adults	↑ 25%	24%	24%
Uninsured Children	↑ 12%	13%	13%
Adult Smoking	↑ 23%	21%	15%
Adult Binge Drinking	↓ 19%	20%	20%

Supplemental Nutrition Assistance Program

SNAP Recipients: 1,711 ↑

Temporary Assistance for Needy Families

TANF Recipients: 27 ↓

Free/Reduced Lunch: 70% ↑

Alcohol Permits: 11 ↑ Tobacco Permits: 20 ↓
 Average RX per Person: 1.1

Arrest	County	Region 4	Texas
Per 100k Population			
Burglary	↓ 239.7	293.2	314.6
Larceny	↓ 279.7	949.9	1,455.8
Auto Theft	↑ 79.9	157.6	287.3
Murder	↓ 0.0	6.0	6.7
Rape	↑ 40.0	46.7	50.0
Robbery	↓ 0.0	23.1	73.1
Assault	↓ 143.8	226.8	297.6

Mental Health Providers

2,999:1 ↓

Primary Care Physicians:

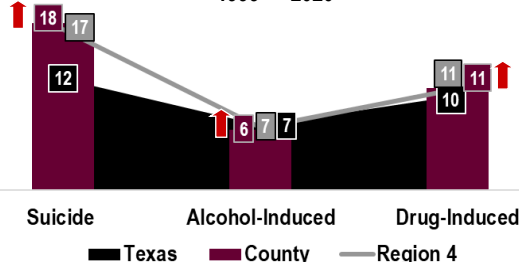
6,012:1 ↓

Dentists:

3,998:1 ↓

Confirmed Child Victims of Maltreatment: 34 ↓
 Family Violence Incidents: 56 ↑
 Students Experiencing Homelessness: 39 ↑
 Children in Single Parent Households: 649

Death Rates per 100K Population 1999 — 2020



Substance Use Concerns: Methamphetamines, Alcohol, Marijuana, and Vaping
Causes: Poverty, Mental Health Issues, Trauma, and Pandemic Related Issues
Consequences: Destruction of Families, Poverty, and Permanent Health Damage
Resources Needed: Services for Those Without Insurance

Drugs Seized in County by Law Enforcement



Alcohol Related Crashes

Total Crashes: 6 ↓

Fatal Crashes: 2 ↑

Crash Fatalities: 3 ↑

Arrest	Age	County	Region 4	Texas
Per 100k Population				
Drug Related	Adult	↓ 63.9	413.3	269.8
	Juvenile	0.0	15.3	39.1
Alcohol Related	Adult	↓ 16.0	209.8	580.9
	Juvenile	0.0	7.9	9.8

Compared to Previous Year's Data

↑ Positive Increase ↓ Positive Decrease ↑ Negative Increase ↓ Negative Decrease

ETCADA.com
 903-753-7633

