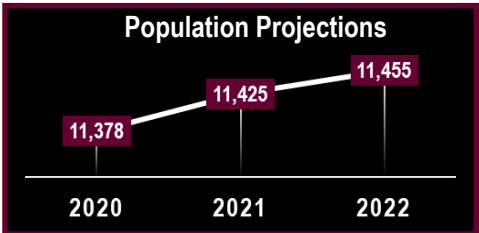


Quick Facts 2022

Rains County



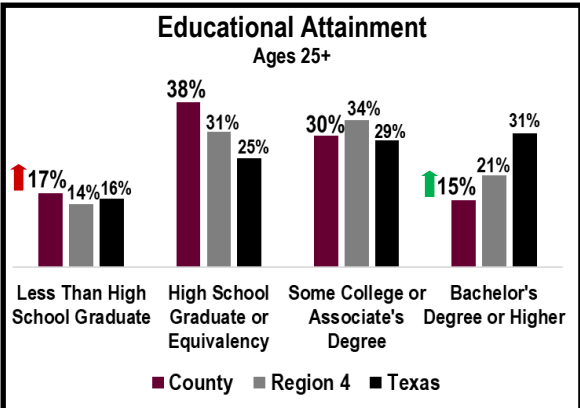
Life Expectancy: 77.0 years ↓
 Frequent Physical Stress: 14%
 Physically Inactive: 30% ↑
 Obesity: 35% ↑

Poor/Fair Health: 21% ↑
 Frequent Mental Stress: 16%
 Food Insecure: 16% ↑
 Access to Exercise Opportunities: 44% ↓

Households: 4,321
 Persons Per: 2.8
 With computer: 87.5%
 With internet: 78.4% ↑
 Median Rent: \$713

Race/Ethnicity: White: 84.3% Black: 2.5% Hispanic: 10.3% Asian: 0.6% Other: 2.3%
 Age: 0-17: 19.5% 18-24: 5.7% 25-44: 21.4% 45-64: 27.8% 65+: 25.6%
 Population Density: Per Square Mile: 49.9 Rural Residents: 93.2% Veterans: 11.2%

Median Household Income: \$52,612 ↑ Poverty: 12.0% ↓ Children in Poverty: 11.6% ↓ Age 65+ in Poverty: 8.3% ↓



Demographic	County	Region 4	Texas
Unemployment	4% ↓	6%	6%
Uninsured Adults	24% ↓	24%	24%
Uninsured Children	17% ↑	13%	13%
Adult Smoking	21% ↑	21%	15%
Adult Binge Drinking	21%	20%	20%

Arrest	County	Region 4	Texas
Per 100k Population			
Burglary	52.4 ↓	293.2	314.6
Larceny	122.2 ↓	949.9	1,455.8
Auto Theft	17.5 ↓	157.6	287.3
Murder	0.0	6.0	6.7
Rape	0.0 ↓	46.7	50.0
Robbery	0.0	23.1	73.1
Assault	78.6 ↓	226.8	297.6

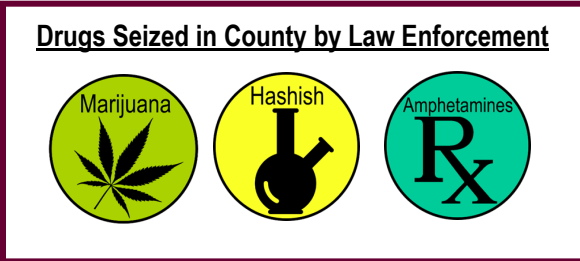
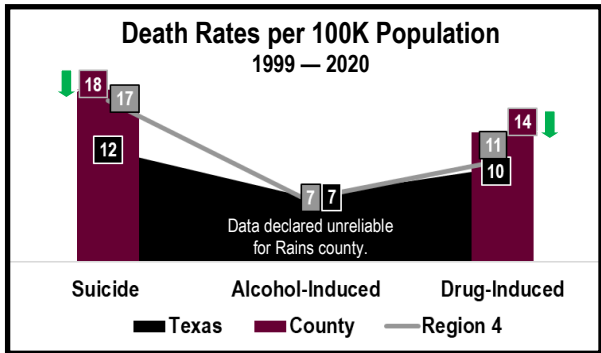
Supplemental Nutrition Assistance Program
SNAP Recipients: 1,252 ↑
 Temporary Assistance for Needy Families
TANF Recipients: 12 ↓
Free/Reduced Lunch: 63%

Alcohol Permits: 23 ↓ Tobacco Permits: 19 ↓
 Average RX per Person: 1.3

Mental Health Providers: 2,510:1 ↑
 Primary Care Physicians: 11,455:1 ↑
 Dentists: 6,276:1 ↓

Confirmed Child Victims of Maltreatment: 34 ↓
 Family Violence Incidents: 12 ↓
 Students Experiencing Homelessness: 33 ↑
 Children in Single Parent Households: 468

Substance Use Concerns: Methamphetamines, Alcohol, Marijuana, and Vaping
Causes: Poverty, Mental Health Issues, Trauma, and Pandemic Related Issues
Consequences: Destruction of Families, Poverty, and Permanent Health Damage
Resources Needed: Services for Those Without Insurance



Alcohol Related Crashes

Total Crashes: 6 ↓
 Fatal Crashes: 0 ↓
 Crash Fatalities: 0 ↓

Arrest	Age	County	Region 4	Texas
Per 100k Population				
Drug Related	Adult	148.4 ↓	413.3	269.8
	Juvenile	0.0	15.3	39.1
Alcohol Related	Adult	69.8 ↓	209.8	580.9
	Juvenile	0.0	7.9	9.8