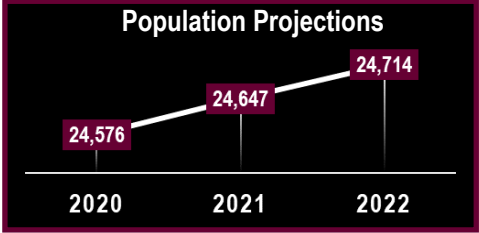


Quick Facts 2022

Panola County



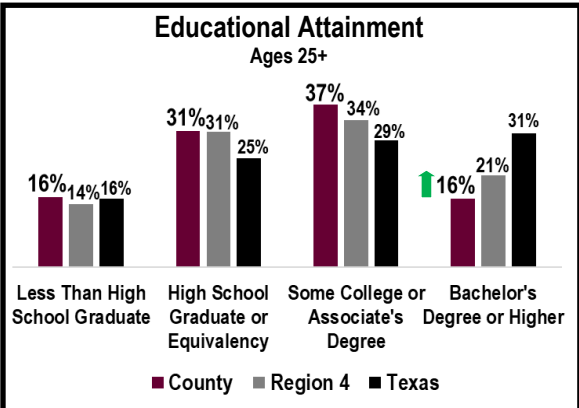
Life Expectancy: 74.1 years ↓
 Frequent Physical Stress: 14%
 Physically Inactive: 31% ↑
 Obesity: 38% ↑

Poor/Fair Health: 23% ↑
 Frequent Mental Stress: 17% ↑
 Food Insecure: 16% ↓
 Access to Exercise Opportunities: 35% ↓

Households: 8,662
 Persons Per: 2.6
 With computer: 84.6%
 With internet: 80.0% ↑
 Median Rent: \$729

Race/Ethnicity: White: 70.6% Black: 15.7% Hispanic: 11.2% Asian: 0.3% Other: 2.3%
 Age: 0-17: 24.1% 18-24: 7.9% 25-44: 24.7% 45-64: 22.8% 65+: 20.5%
 Population Density: Per Square Mile: 30.8 Rural Residents: 72.7% Veterans: 6.1%

Median Household Income: \$51,297 ↑ Poverty: 14.1% ↑ Children in Poverty: 21.5% ↓ Age 65+ in Poverty: 10.3% ↑



Scan the QR Code to visit ETCADA.com

Demographic	County	Region 4	Texas
Unemployment	↓ 7%	6%	6%
Uninsured Adults	↓ 22%	24%	24%
Uninsured Children	↑ 14%	13%	13%
Adult Smoking	↑ 21%	21%	15%
Adult Binge Drinking	↓ 20%	20%	20%

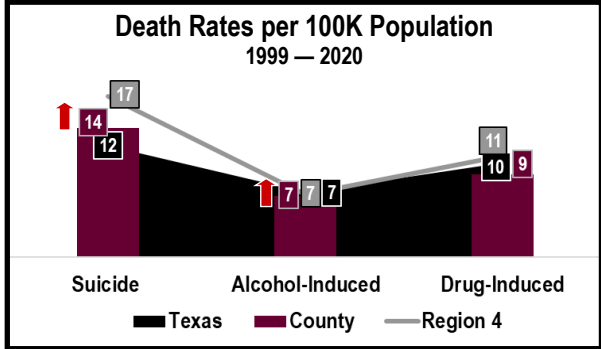
Arrest	County	Region 4	Texas
Per 100k Population			
Burglary	↓ 323.7	293.2	314.6
Larceny	↓ 1,157.2	949.9	1,455.8
Auto Theft	↑ 157.8	157.6	287.3
Murder	↑ 8.1	6.0	6.7
Rape	↑ 16.2	46.7	50.0
Robbery	8.1	23.1	73.1
Assault	↑ 263.0	226.8	297.6

Supplemental Nutrition Assistance Program
SNAP Recipients: 3,048 ↑
 Temporary Assistance for Needy Families
TANF Recipients: 16 ↑
Free/Reduced Lunch: 53%

Alcohol Permits: 28 ↓ Tobacco Permits: 30 ↓
 Average RX per Person: 1.5

Confirmed Child Victims of Maltreatment: 52 ↓
 Family Violence Incidents: 148 ↓
 Students Experiencing Homelessness: 0 ↓
 Children in Single Parent Households: 1,143

Mental Health Providers: 5,797:1 ↓
 Primary Care Physicians: 2,899:1 ↓
 Dentists: 3,865:1 ↑



Substance Use Concerns: Methamphetamines, Alcohol, Marijuana, and Vaping
Causes: Poverty, Mental Health Issues, Trauma, and Pandemic Related Issues
Consequences: Destruction of Families, Poverty, and Permeant Health Damage
Resources Needed: Services for Those Without Insurance

Drugs Seized in County by Law Enforcement

Alcohol Related Crashes

Total Crashes: 37 ↑
 Fatal Crashes: 2 ↑
 Crash Fatalities: 4 ↑

Arrest	Age	County	Region 4	Texas
Per 100k Population				
Drug Related	Adult	↓ 352.0	413.3	269.8
	Juvenile	16.8	15.3	39.1
Alcohol Related	Adult	↓ 178.0	209.8	580.9
	Juvenile	0.0	7.9	9.8