

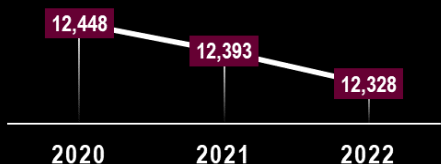
# Quick Facts 2022

PRC4 PREVENTION RESOURCE CENTER 4

ETCADA

## Morris County

### Population Projections



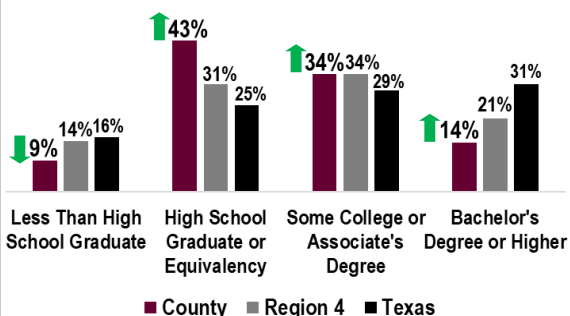
Life Expectancy: 74.1 years  
 Frequent Physical Stress: 15% ↑  
 Physically Inactive: 32% ↑  
 Obesity: 38% ↑  
 Poor/Fair Health: 24% ↑  
 Frequent Mental Stress: 17% ↑  
 Food Insecure: 18% ↓  
 Access to Exercise Opportunities: 3% ↓

Households: 5,170  
 Persons Per: 2.4  
 With computer: 88.1%  
 With internet: 81.1% ↑  
 Median Rent: \$692

Race/Ethnicity: White: 63.6% Black: 21.6% Hispanic: 11.4% Asian: 0.4% Other: 3.0%  
 Age: 0-17: 22.0% 18-24: 6.8% 25-44: 22.1% 45-64: 24.2% 65+: 24.9%  
 Population Density: Per Square Mile: 48.9 Rural Residents: 78.4% Veterans: 9.4%

Median Household Income: \$43,995 ↑ Poverty: 17.8% Children in Poverty: 22.7% ↓ Age 65+ in Poverty: 9.5% ↓

### Educational Attainment Ages 25+



Scan the QR Code to visit ETCADA.com



Demographic	County	Region 4	Texas
Unemployment	11%	6%	6%
Uninsured Adults	22% ↓	24%	24%
Uninsured Children	11%	13%	13%
Adult Smoking	21% ↑	21%	15%
Adult Binge Drinking	19% ↓	20%	20%

Supplemental Nutrition Assistance Program

SNAP Recipients: 2,291 ↓

Temporary Assistance for Needy Families

TANF Recipients: 28

Free/Reduced Lunch: 78% ↑

Alcohol Permits: 28 ↓ Tobacco Permits: 18 ↓  
 Average RX per Person: 1.2

### Arrest Per 100k Population

Arrest	County	Region 4	Texas
Burglary	348.8 ↑	293.2	314.6
Larceny	486.7 ↓	949.9	1,455.8
Auto Theft	129.8 ↑	157.6	287.3
Murder	0.0	6.0	6.7
Rape	8.1 ↓	46.7	50.0
Robbery	40.6 ↑	23.1	73.1
Assault	292.0 ↑	226.8	297.6

### Mental Health Providers

3,098:1 ↓

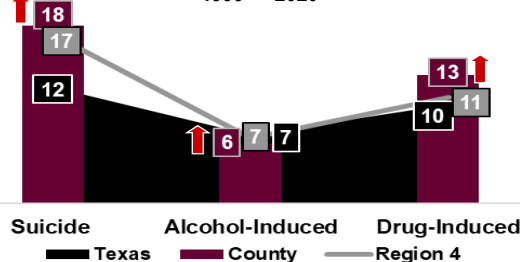
### Primary Care Physicians:

6,194:1 ↓

Dentists: 2,066:1 ↑


Confirmed Child Victims of Maltreatment: 148 ↓  
 Family Violence Incidents: 38 ↓  
 Students Experiencing Homelessness: 40 ↓  
 Children in Single Parent Households: 794

### Death Rates per 100K Population 1999 - 2020



**Substance Use Concerns:** Methamphetamines, Alcohol, Marijuana, and Vaping  
**Causes:** Poverty, Mental Health Issues, Trauma, and Pandemic Related Issues  
**Consequences:** Destruction of Families, Poverty, and Permanent Health Damage  
**Resources Needed:** Services for Those Without Insurance

### Drugs Seized in County by Law Enforcement



5 Clandestine Labs

Crack, Meth, Meth, Meth, THC

### Alcohol Related Crashes

Total Crashes: 19 ↑

Fatal Crashes: 1 ↑

Crash Fatalities: 1 ↑

### Arrest Per 100k Population

Arrest	Age	County	Region 4	Texas
Drug Related	Adult	227.1 ↓	413.3	269.8
	Juvenile	36.9	15.3	39.1
Alcohol Related	Adult	121.7 ↓	209.8	580.9
	Juvenile	0.0	7.9	9.8

Compared to Previous Year's Data

↑ Positive Increase   ↓ Positive Decrease   ↑ Negative Increase   ↓ Negative Decrease

ETCADA.com  
 903-753-7633

