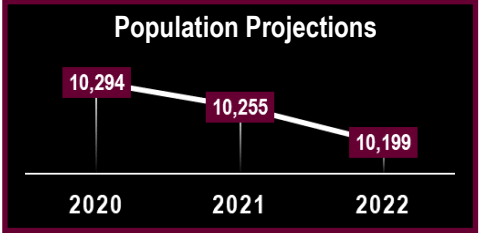


# Quick Facts 2022

## Marion County



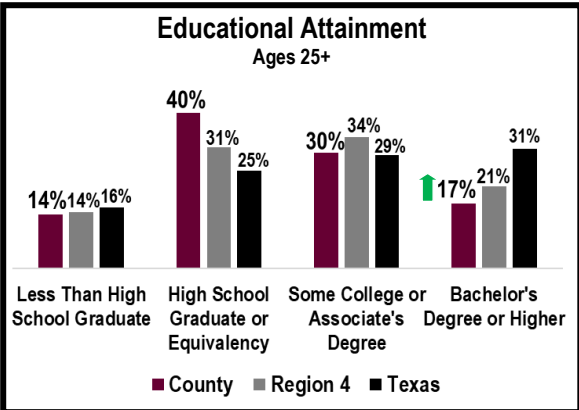
Life Expectancy: **74.5 years**  
 Frequent Physical Stress: **15%**  
 Physically Inactive: **33%** ↑  
 Obesity: **39%** ↓

Poor/Fair Health: **24%**  
 Frequent Mental Stress: **17%**  
 Food Insecure: **18%** ↓  
 Access to Exercise Opportunities: **46%** ↓

Households: **4,535**  
 Persons Per: **2.2**  
 With computer: **80.2%**  
 With internet: **68.6%** ↑  
 Median Rent: **\$726**

Race/Ethnicity: White: **68.8%** Black: **22.7%** Hispanic: **4.7%** Asian: **0.5%** Other: **3.3%**  
 Age: 0-17: **19.2%** 18-24: **6.0%** 25-44: **21.0%** 45-64: **27.7%** 65+: **26.1%**  
 Population Density: Per Square Mile: **26.8** Rural Residents: **100.0%** Veterans: **8.9%**

Median Household Income: **\$39,093** ↑ Poverty: **18.5%** ↓ Children in Poverty: **30.3%** ↓ Age 65+ in Poverty: **10.0%** ↓



Demographic	County	Region 4	Texas
Unemployment	↓ 7%	6%	6%
Uninsured Adults	↑ 22%	24%	24%
Uninsured Children	↑ 14%	13%	13%
Adult Smoking	↑ 23%	21%	15%
Adult Binge Drinking	↓ 19%	20%	20%

Arrest	County	Region 4	Texas
Per 100k Population			
Burglary	↑ 392.2	293.2	314.6
Larceny	↓ 480.4	949.9	1,455.8
Auto Theft	↓ 98.0	157.6	287.3
Murder	↑ 9.8	6.0	6.7
Rape	↓ 9.8	46.7	50.0
Robbery	↓ 0.0	23.1	73.1
Assault	↑ 323.6	226.8	297.6

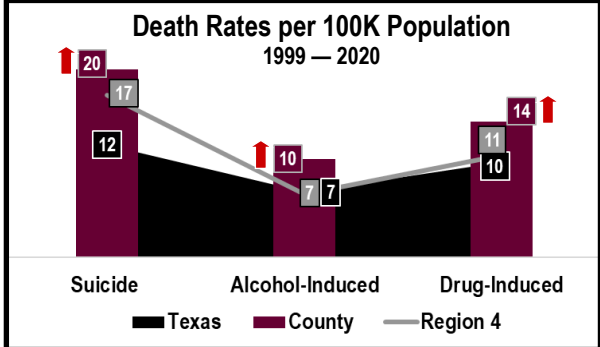
Supplemental Nutrition Assistance Program  
**SNAP Recipients:**  
**1,845** ↓  
 Temporary Assistance for Needy Families  
**TANF Recipients:**  
**7** ↓  
**Free/Reduced Lunch:**  
**72%** ↓

Alcohol Permits: **30** ↓ Tobacco Permits: **17** ↓  
 Average RX per Person: **0.5**

Mental Health Providers  
**10,199:1**  
 Primary Care Physicians:  
**10,199:1**  
 Dentists:  
**10,199:1**

Confirmed Child Victims of Maltreatment: **41** ↓  
 Family Violence Incidents: **47** ↑  
 Students Experiencing Homelessness: **12** ↑  
 Children in Single Parent Households: **466**

**Substance Use Concerns:** Methamphetamines, Alcohol, Marijuana, and Vaping  
**Causes:** Poverty, Mental Health Issues, Trauma, and Pandemic Related Issues  
**Consequences:** Destruction of Families, Poverty, and Permanent Health Damage  
**Resources Needed:** Services for Those Without Insurance



### Drugs Seized in County by Law Enforcement

**2 Clandestine Labs**  
 Both were: **THC**

### Alcohol Related Crashes

Total Crashes: **12** ↑  
 Fatal Crashes: **1**  
 Crash Fatalities: **1**

Arrest	Age	County	Region 4	Texas
Per 100k Population				
Drug Related	Adult	↓ 49.0	413.3	269.8
	Juvenile	0.0	15.3	39.1
Alcohol Related	Adult	↓ 0.0	209.8	580.9
	Juvenile	0.0	7.9	9.8