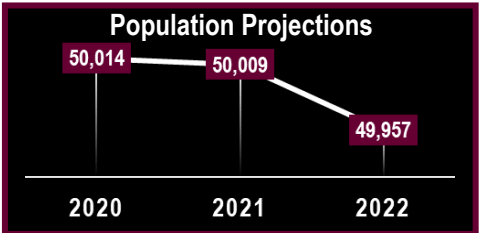


Quick Facts 2022

Lamar County



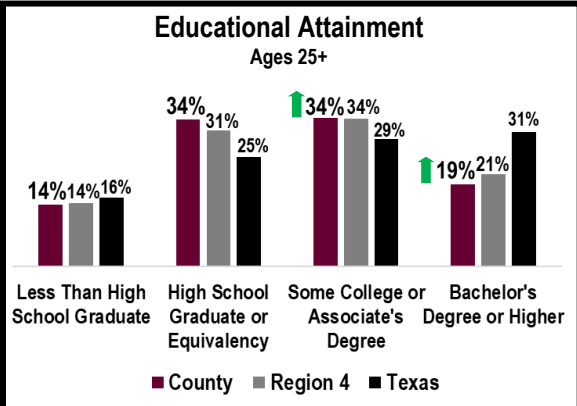
Life Expectancy: 73.8 years ↓
 Frequent Physical Stress: 15%
 Physically Inactive: 31% ↓
 Obesity: 37% ↑

Poor/Fair Health: 23% ↑
 Frequent Mental Stress: 17% ↑
 Food Insecure: 18%
 Access to Exercise Opportunities: 63% ↓

Households: 19,995
 Persons Per: 2.5
 With computer: 86.2%
 With internet: 70.0% ↑
 Median Rent: \$729

Race/Ethnicity: White: 72.8% Black: 12.4% Hispanic: 9.7% Asian: 0.7% Other: 4.3%
 Age: 0-17: 22.6% 18-24: 7.1% 25-44: 23.9% 45-64: 24.7% 65+: 21.7%
 Population Density: Per Square Mile: 55.1 Rural Residents: 47.1% Veterans: 5.9%

Median Household Income: \$48,036 ↑ Poverty: 18.4% ↑ Children in Poverty: 26.6% ↑ Age 65+ in Poverty: 14.2% ↑



Scan the QR Code to visit ETCADA.com

Demographic	County	Region 4	Texas
Unemployment	6% ↓	6%	6%
Uninsured Adults	25%	24%	24%
Uninsured Children	14% ↑	13%	13%
Adult Smoking	22% ↑	21%	15%
Adult Binge Drinking	19% ↓	20%	20%

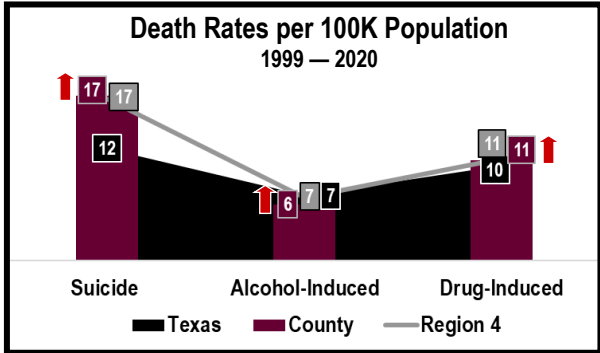
Arrest	County	Region 4	Texas
Per 100k Population			
Burglary	390.3 ↓	293.2	314.6
Larceny	1,048.9 ↓	949.9	1,455.8
Auto Theft	188.2 ↑	157.6	287.3
Murder	8.0 ↑	6.0	6.7
Rape	90.1 ↑	46.7	50.0
Robbery	20.0 ↓	23.1	73.1
Assault	402.3 ↓	226.8	297.6

Supplemental Nutrition Assistance Program
SNAP Recipients: 7,218 ↑
 Temporary Assistance for Needy Families
TANF Recipients: 92 ↑
Free/Reduced Lunch: 64% ↑

Alcohol Permits: 80 ↓ Tobacco Permits: 60 ↓
 Average RX per Person: 2.2

Confirmed Child Victims of Maltreatment: 164 ↓
 Family Violence Incidents: 474 ↓
 Students Experiencing Homelessness: 45 ↓
 Children in Single Parent Households: 3,794

Substance Use Concerns: Methamphetamines, Alcohol, Marijuana, and Vaping
Causes: Poverty, Mental Health Issues, Trauma, and Pandemic Related Issues
Consequences: Destruction of Families, Poverty, and Permeant Health Damage
Resources Needed: Services for Those Without Insurance



Drugs Seized in County by Law Enforcement

Alcohol Related Crashes

Total Crashes: 30 ↓
 Fatal Crashes: 1 ↓
 Crash Fatalities: 1 ↓

Arrest	Age	County	Region 4	Texas
Per 100k Population				
Drug Related	Adult	416.4 ↓	413.3	269.8
	Juvenile	17.7 ↓	15.3	39.1
Alcohol Related	Adult	216.2 ↓	209.8	580.9
	Juvenile	0.0	7.9	9.8