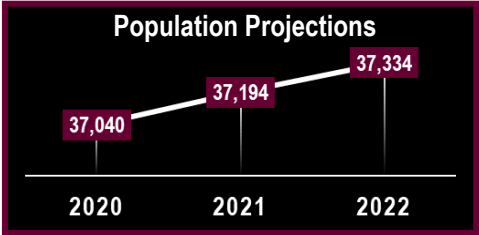


Quick Facts 2022

Hopkins County



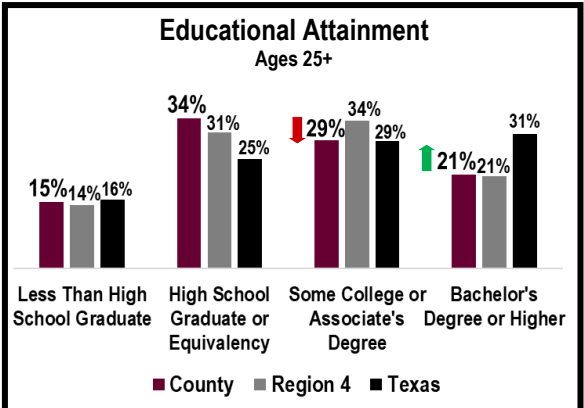
Life Expectancy: 75.7 years ↓
 Frequent Physical Stress: 14%
 Physically Inactive: 32% ↑
 Obesity: 37% ↑

Poor/Fair Health: 22%
 Frequent Mental Stress: 16%
 Food Insecure: 16%
 Access to Exercise Opportunities: 40% ↓

Households: 13,514
 Persons Per: 2.7
 With computer: 91.1%
 With internet: 82.6% ↑
 Median Rent: \$836

Race/Ethnicity: White: 71.6% Black: 7.3% Hispanic: 18.2% Asian: 0.5% Other: 2.4%
 Age: 0-17: 23.0% 18-24: 7.7% 25-44: 24.1% 45-64: 23.8% 65+: 21.3%
 Population Density: Per Square Mile: 48.7 Rural Residents: 59.6% Veterans: 6.4%

Median Household Income: \$54,600 ↑ Poverty: 11.8% ↓ Children in Poverty: 15.2% ↓ Age 65+ in Poverty: 9.9% ↓



Demographic	County	Region 4	Texas
Unemployment	4% ↓	6%	6%
Uninsured Adults	27%	24%	24%
Uninsured Children	15% ↑	13%	13%
Adult Smoking	20% ↑	21%	15%
Adult Binge Drinking	20% ↓	20%	20%

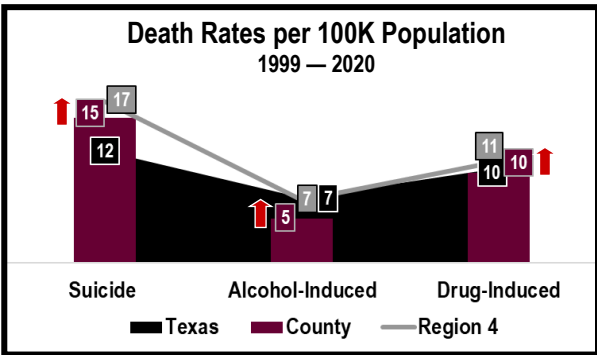
Arrest	County	Region 4	Texas
Per 100k Population			
Burglary	107.1 ↑	293.2	314.6
Larceny	243.7 ↓	949.9	1,455.8
Auto Theft	91.1 ↓	157.6	287.3
Murder	5.4 ↓	6.0	6.7
Rape	26.8 ↓	46.7	50.0
Robbery	5.4 ↓	23.1	73.1
Assault	107.1 ↓	226.8	297.6

Supplemental Nutrition Assistance Program
SNAP Recipients: 3,989 ↑
 Temporary Assistance for Needy Families
TANF Recipients: 37 ↓
Free/Reduced Lunch: 60% ↓

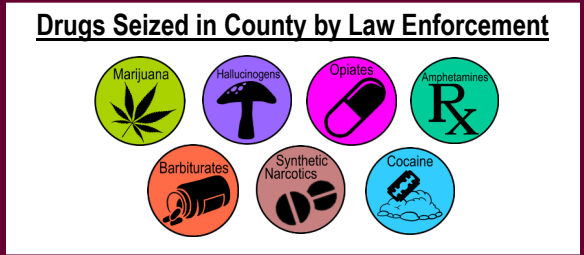
Alcohol Permits: 68 ↓ Tobacco Permits: 47 ↓
 Average RX per Person: 2.6

Confirmed Child Victims of Maltreatment: 111 ↓
 Family Violence Incidents: 108 ↓
 Students Experiencing Homelessness: 89 ↓
 Children in Single Parent Households: 1,890

Mental Health Providers: 1,282:1 ↓
 Primary Care Physicians: 3,371:1 ↓
 Dentists: 3,717:1 ↑



Substance Use Concerns: Methamphetamines, Alcohol, Marijuana, and Vaping
Causes: Poverty, Mental Health Issues, Trauma, and Pandemic Related Issues
Consequences: Destruction of Families, Poverty, and Permanent Health Damage
Resources Needed: Services for Those Without Insurance



Alcohol Related Crashes

Total Crashes: 20 ↓
 Fatal Crashes: 0 ↓
 Crash Fatalities: 0 ↓

Arrest	Age	County	Region 4	Texas
Per 100k Population				
Drug Related	Adult	720.5 ↓	413.3	269.8
	Juvenile	34.9 ↑	15.3	39.1
Alcohol Related	Adult	125.9 ↓	209.8	580.9
	Juvenile	0.0	7.9	9.8