

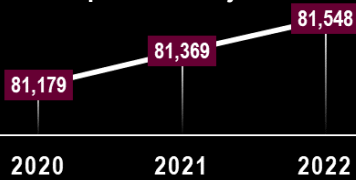
Quick Facts 2022

Henderson County

PRC4 PREVENTION RESOURCE CENTER 4

ETCADA

Population Projections



Life Expectancy: 74.6 years ↓
 Frequent Physical Stress: 15% ↑
 Physically Inactive: 33% ↑
 Obesity: 36% ↓

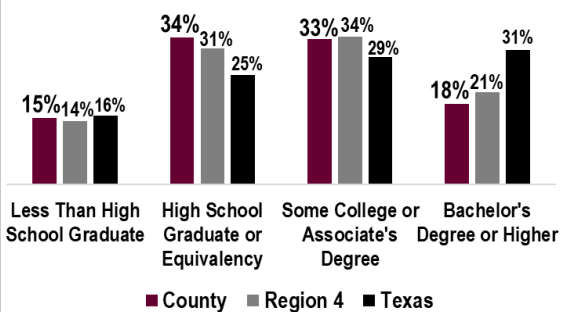
Poor/Fair Health: 24% ↑
 Frequent Mental Stress: 17% ↑
 Food Insecure: 17%
 Access to Exercise Opportunities: 55% ↓

Households: 31,649
 Persons Per: 2.6
 With computer: 88.5%
 With internet: 78.9% ↑
 Median Rent: \$803

Race/Ethnicity: White: 76.1% Black: 7.1% Hispanic: 13.9% Asian: 0.5% Other: 2.4%
 Age: 0-17: 20.7% 18-24: 7.0% 25-44: 22.6% 45-64: 25.8% 65+: 23.8%
 Population Density: Per Square Mile: 93.3 Rural Residents: 60.1% Veterans: 8.3%

Median Household Income: \$49,469 ↑ Poverty: 17.0% ↓ Children in Poverty: 27.9% ↓ Age 65+ in Poverty: 8.9% ↓

Educational Attainment Ages 25+



Scan the QR Code to visit ETCADA.com



Supplemental Nutrition Assistance Program

SNAP Recipients:
11,144 ↓

Temporary Assistance for Needy Families
TANF Recipients:
71 ↑

Free/Reduced Lunch:
67% ↓

Demographic	County	Region 4	Texas
Unemployment	↓ 5%	6%	6%
Uninsured Adults	↓ 27%	24%	24%
Uninsured Children	↑ 14%	13%	13%
Adult Smoking	↑ 22%	21%	15%
Adult Binge Drinking	↓ 19%	20%	20%

Alcohol Permits: 178 ↓ **Tobacco Permits:** 131 ↓
 Average RX per Person: 1.8

Confirmed Child Victims of Maltreatment: 218 ↓
Family Violence Incidents: 414 ↑
Students Experiencing Homelessness: 54 ↑
Children in Single Parent Households: 3,771

Arrest Per 100k Population

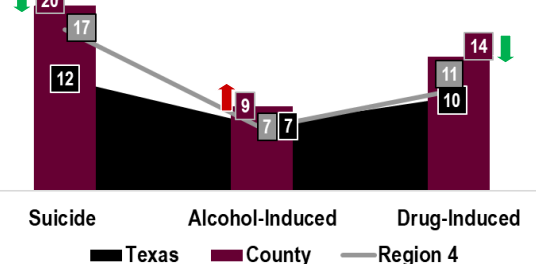
Arrest	County	Region 4	Texas
Burglary	↓ 158.2	293.2	314.6
Larceny	↓ 361.8	949.9	1,455.8
Auto Theft	↓ 100.6	157.6	287.3
Murder	↓ 2.5	6.0	6.7
Rape	↓ 38.0	46.7	50.0
Robbery	↓ 14.7	23.1	73.1
Assault	↓ 115.3	226.8	297.6

Mental Health Providers
1,676:1 ↓

Primary Care Physicians:
3,309:1 ↑

Dentists:
3,103:1 ↑

Death Rates per 100K Population 1999 - 2020



Substance Use Concerns: Methamphetamines, Alcohol, Marijuana, and Vaping
Causes: Poverty, Mental Health Issues, Trauma, and Pandemic Related Issues
Consequences: Destruction of Families, Poverty, and Permanent Health Damage
Resources Needed: Services for Those Without Insurance

Drugs Seized in County by Law Enforcement



Alcohol Related Crashes

Total Crashes: 52 ↓
Fatal Crashes: 3 ↓
Crash Fatalities: 3 ↓

Arrest Per 100k Population

Arrest	Age	County	Region 4	Texas
Drug Related	Adult	↓ 186.4	413.3	269.8
	Juvenile	0.0	15.3	39.1
Alcohol Related	Adult	↓ 79.7	209.8	580.9
	Juvenile	0.0	7.9	9.8

Compared to Previous Year's Data

↑ Positive Increase ↓ Positive Decrease ↑ Negative Increase ↓ Negative Decrease

ETCADA.com
903-753-7633

