

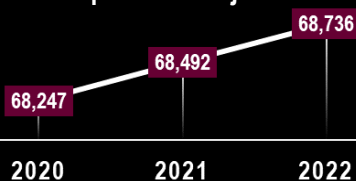
Quick Facts 2022

Harrison County

PRC4 PREVENTION RESOURCE CENTER 4

ETCADA

Population Projections



Life Expectancy: 75.7 years ↓
 Frequent Physical Stress: 14%
 Physically Inactive: 31% ↓
 Obesity: 37% ↓

Poor/Fair Health: 23% ↑
 Frequent Mental Stress: 16% ↑
 Food Insecure: 16%
 Access to Exercise Opportunities: 58% ↓

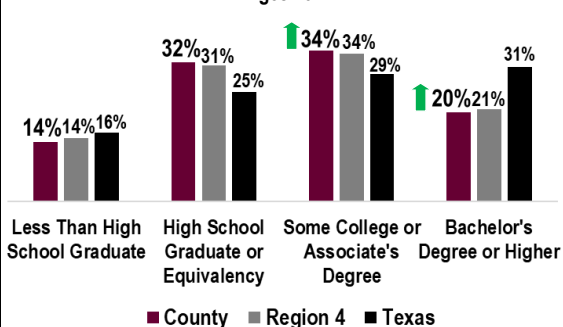
Households: 23,841
 Persons Per: 2.7
 With computer: 86.0%
 With internet: 72.7% ↑
 Median Rent: \$820

Race/Ethnicity: White: 61.9% Black: 20.8% Hispanic: 14.6% Asian: 0.6% Other: 2.2%
 Age: 0-17: 25.5% 18-24: 8.0% 25-44: 25.5% 45-64: 23.0% 65+: 18.0%
 Population Density: Per Square Mile: 76.4 Rural Residents: 56.1% Veterans: 6.3%

Median Household Income: \$54,234 ↑ Poverty: 16.8% ↓ Children in Poverty: 24.9% ↓ Age 65+ in Poverty: 9.9% ↓

Educational Attainment

Ages 25+



Scan the QR Code to visit ETCADA.com



Demographic	County	Region 4	Texas
Unemployment	7% ↓	6%	6%
Uninsured Adults	23% ↑	24%	24%
Uninsured Children	13% ↓	13%	13%
Adult Smoking	21% ↑	21%	15%
Adult Binge Drinking	18% ↓	20%	20%

Supplemental Nutrition Assistance Program

SNAP Recipients: 9,070 ↓

Temporary Assistance for Needy Families

TANF Recipients: 51 ↓

Free/Reduced Lunch: 48% ↓

Alcohol Permits: 102 ↓ Tobacco Permits: 88 ↓
 Average RX per Person: 1.3

Arrest County Region 4 Texas

Per 100k Population

Burglary	339.0 ↑	293.2	314.6
Larceny	820.5 ↓	949.9	1,455.8
Auto Theft	180.4 ↑	157.6	287.3
Murder	5.8 ↓	6.0	6.7
Rape	13.1	46.7	50.0
Robbery	29.1 ↑	23.1	73.1
Assault	225.5 ↓	226.8	297.6

Mental Health Providers

2,289:1 ↓

Primary Care Physicians:

3,328:1 ↓

Dentists:

3,905:1 ↓

Confirmed Child Victims of Maltreatment: 162 ↓

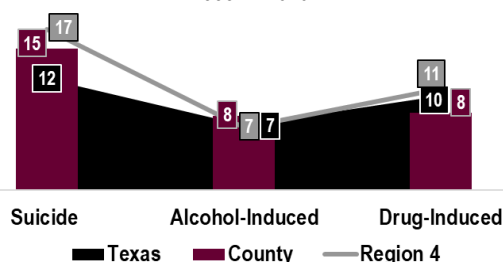
Family Violence Incidents: 336 ↓

Students Experiencing Homelessness: 166 ↓

Children in Single Parent Households: 5,614

Death Rates per 100K Population

1999 — 2020



Substance Use Concerns: Methamphetamines, Alcohol, Marijuana, and Vaping

Causes: Poverty, Mental Health Issues, Trauma, and Pandemic Related Issues

Consequences: Destruction of Families, Poverty, and Permanent Health Damage

Resources Needed: Services for Those Without Insurance

Drugs Seized in County by Law Enforcement



Alcohol Related Crashes

Total Crashes: 69 ↓

Fatal Crashes: 4 ↓

Crash Fatalities: 6 ↓

Arrest Age County Region 4 Texas

Per 100k Population

Drug Related	Adult	307.0 ↑	413.3	269.8
	Juvenile	0.0	15.3	39.1
Alcohol Related	Adult	96.0 ↓	209.8	580.9
	Juvenile	0.0	7.9	9.8

Compared to Previous Year's Data

↑ Positive Increase

↓ Positive Decrease

↑ Negative Increase

↓ Negative Decrease

ETCADA.com
903-753-7633

