

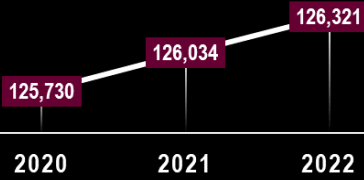
Quick Facts 2022

Gregg County

PRC4 PREVENTION RESOURCE CENTER 4

ETCADA

Population Projections



Life Expectancy: 74.6 years ↓
 Frequent Physical Stress: 14%
 Physically Inactive: 32% ↑
 Obesity: 39% ↑

Poor/Fair Health: 24% ↑
 Frequent Mental Stress: 16% ↓
 Food Insecure: 17%
 Access to Exercise Opportunities: 82%

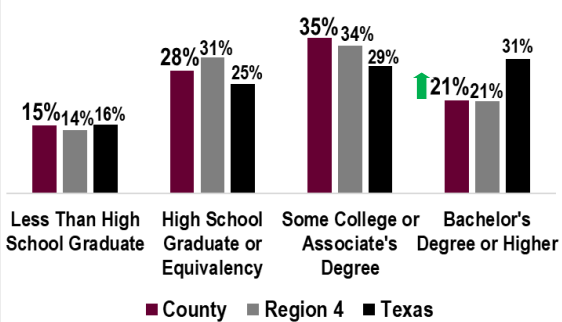
Households: 46,174
 Persons Per: 2.6
 With computer: 91.0%
 With internet: 83.2% ↑
 Median Rent: \$872

Race/Ethnicity: White: 55.6% Black: 20.6% Hispanic: 20.1% Asian: 1.3% Other: 2.5%
 Age: 0-17: 25.2% 18-24: 9.2% 25-44: 26.4% 45-64: 22.7% 65+: 16.5%
 Population Density: Per Square Mile: 462.2 Rural Residents: 13.4% Veterans: 5.4%

Median Household Income: \$52,027 ↑ Poverty: 17.6% ↓ Children in Poverty: 26.0% ↑ Age 65+ in Poverty: 8.9% ↓

Educational Attainment

Ages 25+



Scan the QR Code to visit ETCADA.com



Supplemental Nutrition Assistance Program

SNAP Recipients: 18,041 ↓

Temporary Assistance for Needy Families
 TANF Recipients: 144 ↓

Free/Reduced Lunch: 63%

Mental Health Providers

547:1 ↓

Primary Care Physicians:

1,158:1

Dentists:

1,018:1

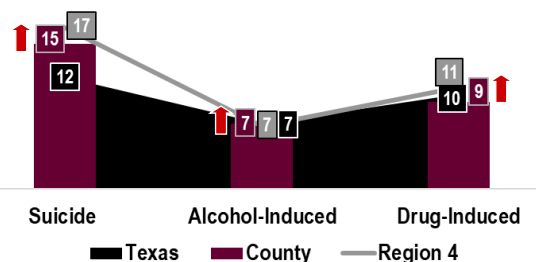
Demographic	County	Region 4	Texas
Unemployment	7% ↓	6%	6%
Uninsured Adults	26%	24%	24%
Uninsured Children	14% ↑	13%	13%
Adult Smoking	20% ↑	21%	15%
Adult Binge Drinking	18% ↓	20%	20%

Alcohol Permits: 347 ↑ Tobacco Permits: 189 ↓
 Average RX per Person: 2.7

Confirmed Child Victims of Maltreatment: 501 ↓
 Family Violence Incidents: 1,007 ↑
 Students Experiencing Homelessness: 92 ↑
 Children in Single Parent Households: 9,310

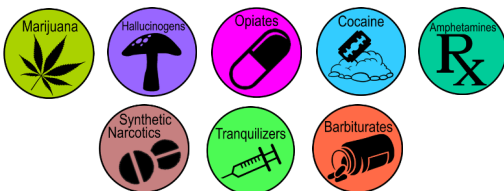
Arrest	County	Region 4	Texas
Per 100k Population			
Burglary	418.8 ↓	293.2	314.6
Larceny	1,614.9 ↓	949.9	1,455.8
Auto Theft	273.1 ↑	157.6	287.3
Murder	9.5 ↓	6.0	6.7
Rape	76.0 ↑	46.7	50.0
Robbery	43.5 ↓	23.1	73.1
Assault	239.1 ↑	226.8	297.6

Death Rates per 100K Population 1999 — 2020



Substance Use Concerns: Methamphetamines, Alcohol, Marijuana, and Vaping
Causes: Poverty, Mental Health Issues, Trauma, and Pandemic Related Issues
Consequences: Destruction of Families, Poverty, and Permanent Health Damage
Resources Needed: Services for Those Without Insurance

Drugs Seized in County by Law Enforcement



Alcohol Related Crashes

Total Crashes: 125 ↓
 Fatal Crashes: 0 ↓
 Crash Fatalities: 0 ↓

Arrest	Age	County	Region 4	Texas
Per 100k Population				
Drug Related	Adult	579.5 ↓	413.3	269.8
	Juvenile	25.2 ↓	15.3	39.1
Alcohol Related	Adult	528.8 ↓	209.8	580.9
	Juvenile	18.9 ↑	7.9	9.8

Compared to Previous Year's Data

↑ Positive Increase ↓ Positive Decrease ↑ Negative Increase ↓ Negative Decrease

ETCADA.com
 903-753-7633

