

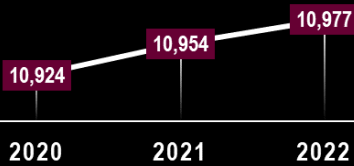
Quick Facts 2022

Franklin County

PRC4 PREVENTION RESOURCE CENTER 4

ETCADA

Population Projections



Life Expectancy: 76.1 years ↓
 Frequent Physical Stress: 11% ↓
 Physically Inactive: 26% ↑
 Obesity: 33% ↑

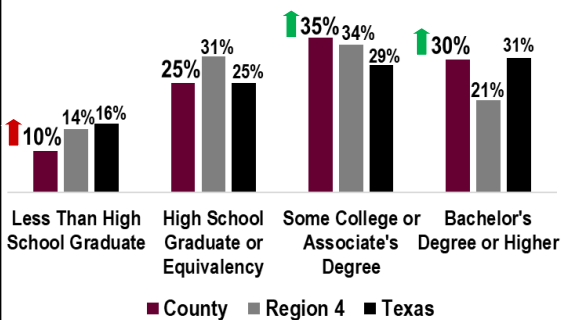
Poor/Fair Health: 18% ↑
 Frequent Mental Stress: 14%
 Food Insecure: 14%
 Access to Exercise Opportunities: 20% ↑

Households: 3,960
 Persons Per: 2.7
 With computer: 91.6%
 With internet: 84.4% ↑
 Median Rent: \$840

Race/Ethnicity: White: 76.7% Black: 4.4% Hispanic: 16.1% Asian: 0.6% Other: 2.3%
 Age: 0-17: 25.5% 18-24: 6.7% 25-44: 23.0% 45-64: 24.4% 65+: 20.4%
 Population Density: Per Square Mile: 38.6 Rural Residents: 69.1% Veterans: 6.0%

Median Household Income: \$59,632 ↑ Poverty: 8.2% ↓ Children in Poverty: 13.5% ↓ Age 65+ in Poverty: 2.6% ↓

Educational Attainment Ages 25+



Scan the QR Code to visit ETCADA.com



Demographic	County	Region 4	Texas
Unemployment	4% ↓	6%	6%
Uninsured Adults	19% ↓	24%	24%
Uninsured Children	14% ↑	13%	13%
Adult Smoking	17% ↓	21%	15%
Adult Binge Drinking	21% ↑	20%	20%

Supplemental Nutrition Assistance Program

SNAP Recipients:
1,138 ↑

Temporary Assistance for Needy Families

TANF Recipients:
10 ↑

Free/Reduced Lunch:
60% ↑

Alcohol Permits: 15 ↑ Tobacco Permits: 11 ↓
 Average RX per Person: 0.9

Arrest Per 100k Population

Arrest	County	Region 4	Texas
Burglary	328.0 ↑	293.2	314.6
Larceny	391.7 ↑	949.9	1,455.8
Auto Theft	82.0 ↑	157.6	287.3
Murder	0.0	6.0	6.7
Rape	72.9 ↑	46.7	50.0
Robbery	0.0 ↓	23.1	73.1
Assault	154.9 ↑	226.8	297.6

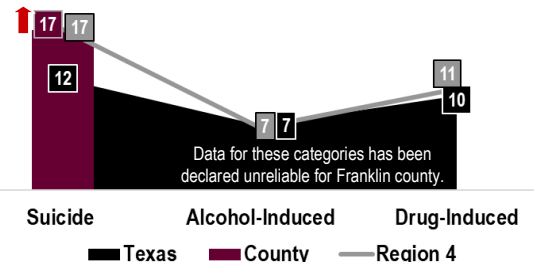
Mental Health Providers
2,705:1 ↑

Primary Care Physicians:
3,575:1 ↓

Dentists:
2,705:1 ↓

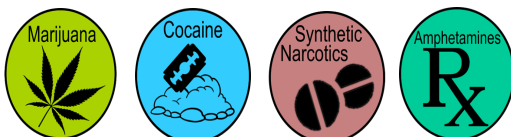
Confirmed Child Victims of Maltreatment: 30 ↓
 Family Violence Incidents: 58 ↑
 Students Experiencing Homelessness: 0
 Children in Single Parent Households: 244

Death Rates per 100K Population 1999 — 2020



Substance Use Concerns: Methamphetamines, Alcohol, Marijuana, and Vaping
Causes: Poverty, Mental Health Issues, Trauma, and Pandemic Related Issues
Consequences: Destruction of Families, Poverty, and Permanent Health Damage
Resources Needed: Services for Those Without Insurance

Drugs Seized in County by Law Enforcement



Alcohol Related Crashes

Total Crashes: 12 ↑
 Fatal Crashes: 1 ↑
 Crash Fatalities: 2 ↑

Arrest Per 100k Population

Arrest	Age	County	Region 4	Texas
Drug Related	Adult	665.0 ↑	413.3	269.8
	Juvenile	0.0	15.3	39.1
Alcohol Related	Adult	246.0 ↑	209.8	580.9
	Juvenile	0.0	7.9	9.8

Compared to Previous Year's Data

↑ Positive Increase ↓ Positive Decrease ↑ Negative Increase ↓ Negative Decrease

ETCADA.com
903-753-7633

