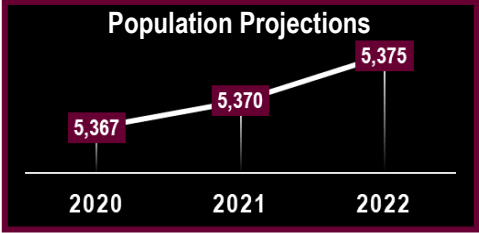


# Quick Facts 2022

## Delta County



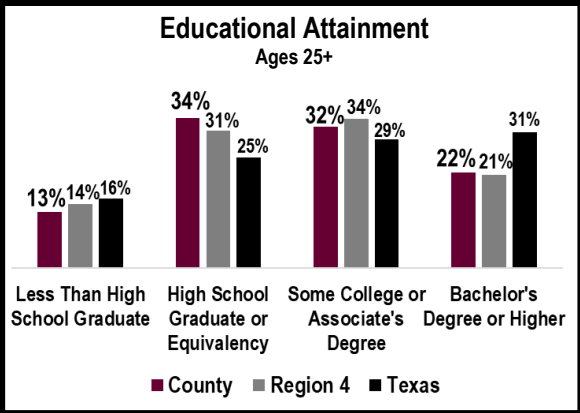
Life Expectancy: 73.9 years ↓  
 Frequent Physical Stress: 13% ↓  
 Physically Inactive: 29% ↑  
 Obesity: 36% ↑

Poor/Fair Health: 21% ↓  
 Frequent Mental Stress: 16%  
 Food Insecure: 18% ↓  
 Access to Exercise Opportunities: 59% ↓

Households: 2,066  
 Persons Per: 2.5  
 With computer: 84.9%  
 With internet: 69.6% ↓  
 Median Rent: \$625

Race/Ethnicity: White: 79.3% Black: 8.5% Hispanic: 7.5% Asian: 0.6% Other: 4.1%  
 Age: 0-17: 20.8% 18-24: 6.1% 25-44: 21.4% 45-64: 25.2% 65+: 26.6%  
 Population Density: Per Square Mile: 20.9 Rural Residents: 100.0% Veterans: 6.9%

Median Household Income: \$49,868 ↓ Poverty: 16.2% ↓ Children in Poverty: 23.4% ↓ Age 65+ in Poverty: 13.0%



Scan the QR Code to visit ETCADA.com

Demographic	County	Region 4	Texas
Unemployment	↓ 5%	6%	6%
Uninsured Adults	↑ 21%	24%	24%
Uninsured Children	↑ 13%	13%	13%
Adult Smoking	↑ 20%	21%	15%
Adult Binge Drinking	21%	20%	20%

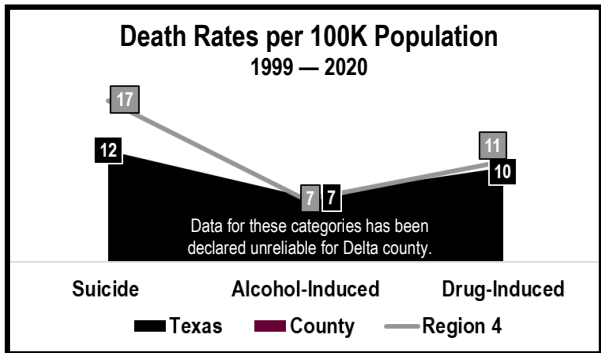
Arrest	County	Region 4	Texas
Per 100k Population			
Burglary	↑ 204.7	293.2	314.6
Larceny	↑ 130.2	949.9	1,455.8
Auto Theft	18.6	157.6	287.3
Murder	0.0	6.0	6.7
Rape	18.6	46.7	50.0
Robbery	0.0	23.1	73.1
Assault	↑ 37.2	226.8	297.6

Supplemental Nutrition Assistance Program  
**SNAP Recipients:** 690 ↑  
 Temporary Assistance for Needy Families  
**TANF Recipients:** 5 ↓  
**Free/Reduced Lunch:** 60% ↑

Alcohol Permits: 10 ↑ Tobacco Permits: 6  
 Average RX per Person: 0.0

Confirmed Child Victims of Maltreatment: 8 ↓  
 Family Violence Incidents: 19 ↓  
 Students Experiencing Homelessness: 10 ↓  
 Children in Single Parent Households: 194

Mental Health Providers: 1,783:1  
 Primary Care Physicians: 5,331:1 ↑  
 Dentists: 0



**Substance Use Concerns:** Methamphetamines, Alcohol, Marijuana, and Vaping  
**Causes:** Poverty, Mental Health Issues, Trauma, and Pandemic Related Issues  
**Consequences:** Destruction of Families, Poverty, and Permeant Health Damage  
**Resources Needed:** Services for Those Without Insurance

### Drugs Seized in County by Law Enforcement

### Alcohol Related Crashes

Total Crashes: 5 ↓  
 Fatal Crashes: 0  
 Crash Fatalities: 0

Arrest	Age	County	Region 4	Texas
Per 100k Population				
Drug Related	Adult	↓ 409.3	413.3	269.8
	Juvenile	0.0	15.3	39.1
Alcohol Related	Adult	↓ 316.3	209.8	580.9
	Juvenile	0.0	7.9	9.8