

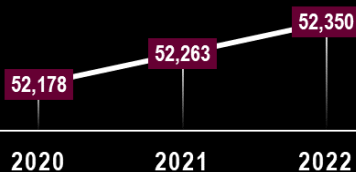
# Quick Facts 2022

## Cherokee County

PRC4 PREVENTION RESOURCE CENTER 4

ETCADA

### Population Projections



Life Expectancy: 75.3 years ↓  
 Frequent Physical Stress: 15%  
 Physically Inactive: 35%  
 Obesity: 37% ↓

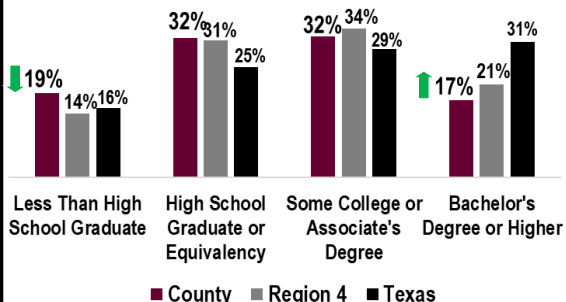
Poor/Fair Health: 26% ↑  
 Frequent Mental Stress: 16%  
 Food Insecure: 15% ↓  
 Access to Exercise Opportunities: 54% ↑

Households: 18,540  
 Persons Per: 2.7  
 With computer: 89.6%  
 With internet: 78.8% ↑  
 Median Rent: \$789

Race/Ethnicity: White: 59.8% Black: 13.3% Hispanic: 24.3% Asian: 0.5% Other: 2.1%  
 Age: 0-17: 25.0% 18-24: 8.5% 25-44: 24.4% 45-64: 23.9% 65+: 18.2%  
 Population Density: Per Square Mile: 49.7 Rural Residents: 63.0% Veterans: 5.1%

Median Household Income: \$50,199 ↑ Poverty: 14.6% ↓ Children in Poverty: 20.1% ↓ Age 65+ in Poverty: 11.9% ↓

### Educational Attainment Ages 25+



Scan the QR Code to visit ETCADA.com



Supplemental Nutrition Assistance Program

SNAP Recipients: 7,244 ↓

Temporary Assistance for Needy Families

TANF Recipients: 61 ↓

Free/Reduced Lunch: 66% ↓

Demographic	County	Region 4	Texas
Unemployment	6% ↓	6%	6%
Uninsured Adults	27% ↓	24%	24%
Uninsured Children	14% ↓	13%	13%
Adult Smoking	21% ↑	21%	15%
Adult Binge Drinking	19% ↓	20%	20%

Alcohol Permits: 69 ↑ Tobacco Permits: 64 ↓  
 Average RX per Person: 1.2

Confirmed Child Victims of Maltreatment: 212 ↓  
 Family Violence Incidents: 401 ↓  
 Students Experiencing Homelessness: 44 ↓  
 Children in Single Parent Households: 3,396

### Arrest Per 100k Population

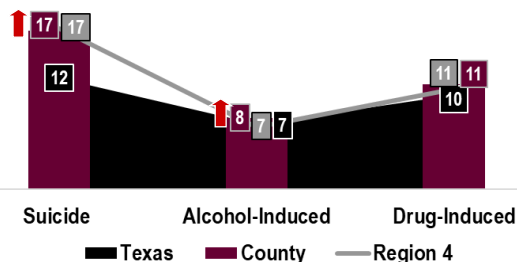
Arrest	County	Region 4	Texas
Burglary	305.6 ↓	293.2	314.6
Larceny	836.7 ↓	949.9	1,455.8
Auto Theft	128.0 ↓	157.6	287.3
Murder	9.6 ↑	6.0	6.7
Rape	43.9 ↑	46.7	50.0
Robbery	15.3 ↑	23.1	73.1
Assault	257.9 ↑	226.8	297.6

Mental Health Providers: 1,037:1 ↑

Primary Care Physicians: 2,393:1 ↓

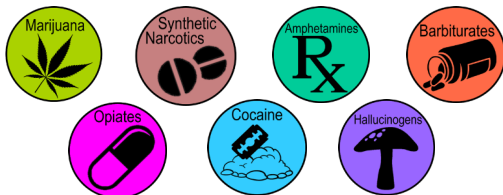
Dentists: 3,110:1 ↓

### Death Rates per 100K Population 1999 — 2020



**Substance Use Concerns:** Methamphetamines, Alcohol, Marijuana, and Vaping  
**Causes:** Poverty, Mental Health Issues, Trauma, and Pandemic Related Issues  
**Consequences:** Destruction of Families, Poverty, and Permanent Health Damage  
**Resources Needed:** Services for Those Without Insurance

### Drugs Seized in County by Law Enforcement



### Alcohol Related Crashes

Total Crashes: 57 ↑  
 Fatal Crashes: 5 ↑  
 Crash Fatalities: 9 ↑

### Arrest Per 100k Population

Arrest	Age	County	Region 4	Texas
Drug Related	Adult	454.6 ↓	413.3	269.8
	Juvenile	7.6 ↓	15.3	39.1
Alcohol Related	Adult	204.4 ↓	209.8	580.9
	Juvenile	0.0	7.9	9.8

Compared to Previous Year's Data

↑ Positive Increase   ↓ Positive Decrease   ↑ Negative Increase   ↓ Negative Decrease

ETCADA.com  
 903-753-7633

