

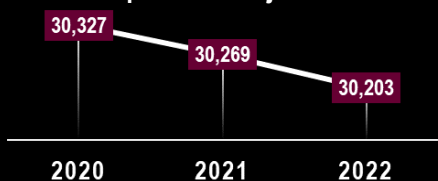
# Quick Facts 2022

PRC4 PREVENTION RESOURCE CENTER 4

ETCADA

## Cass County

### Population Projections



Life Expectancy: 74.7 years ↓  
 Frequent Physical Stress: 15%  
 Physically Inactive: 32%  
 Obesity: 37% ↓

Poor/Fair Health: 24% ↑  
 Frequent Mental Stress: 17% ↑  
 Food Insecure: 18% ↓  
 Access to Exercise Opportunities: 27% ↓

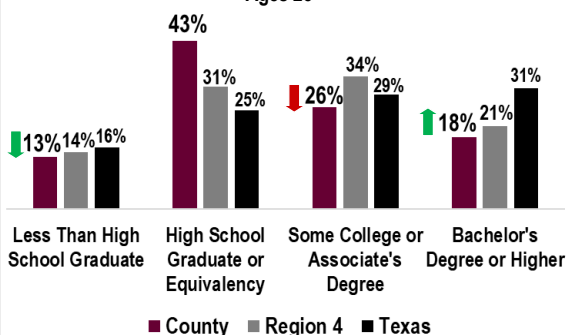
Households: 11,962  
 Persons Per: 2.5  
 With computer: 82.0%  
 With internet: 75.4% ↑  
 Median Rent: \$665

Race/Ethnicity: White: 75.9% Black: 15.9% Hispanic: 5.4% Asian: 0.4% Other: 2.3%  
 Age: 0-17: 22.0% 18-24: 6.7% 25-44: 21.5% 45-64: 24.6% 65+: 25.1%  
 Population Density: Per Square Mile: 32.2 Rural Residents: 74.0% Veterans: 8.4%

Median Household Income: \$47,539 ↑ Poverty: 17.5% ↓ Children in Poverty: 27.5% ↓ Age 65+ in Poverty: 8.4% ↓

### Educational Attainment

Ages 25+



Scan the QR Code to visit ETCADA.com



Demographic	County	Region 4	Texas
Unemployment	7% ↓	6%	6%
Uninsured Adults	19% ↓	24%	24%
Uninsured Children	10% ↑	13%	13%
Adult Smoking	23% ↑	21%	15%
Adult Binge Drinking	19% ↓	20%	20%

Supplemental Nutrition Assistance Program

SNAP Recipients: 4,741 ↓

Temporary Assistance for Needy Families

TANF Recipients: 45 ↓

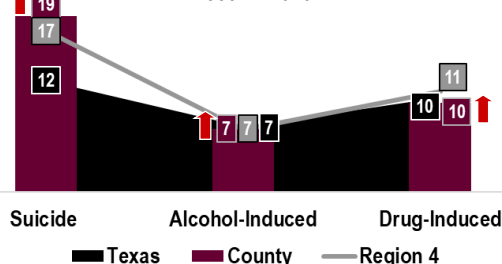
Free/Reduced Lunch: 63%

Alcohol Permits: 38 Tobacco Permits: 40 ↓  
 Average RX per Person: 1.6

Arrest	County	Region 4	Texas
Per 100k Population			
Burglary	288.1 ↓	293.2	314.6
Larceny	519.8 ↓	949.9	1,455.8
Auto Theft	188.7 ↑	157.6	287.3
Murder	3.3	6.0	6.7
Rape	46.4 ↑	46.7	50.0
Robbery	3.3 ↓	23.1	73.1
Assault	132.4 ↑	226.8	297.6

Confirmed Child Victims of Maltreatment: 101 ↓  
 Family Violence Incidents: 91 ↑  
 Students Experiencing Homelessness: 98 ↓  
 Children in Single Parent Households: 1,885

### Death Rates per 100K Population 1999 — 2020



**Substance Use Concerns:** Methamphetamines, Alcohol, Marijuana, and Vaping  
**Causes:** Poverty, Mental Health Issues, Trauma, and Pandemic Related Issues  
**Consequences:** Destruction of Families, Poverty, and Permanent Health Damage  
**Resources Needed:** Services for Those Without Insurance

### Drugs Seized in County by Law Enforcement



6 Clandestine Labs  
 1 of each of the following:

Amphetamine, Crack, Meth, P2P, PCP, THC

### Alcohol Related Crashes

Total Crashes: 25 ↓  
 Fatal Crashes: 3  
 Crash Fatalities: 3

Arrest	Age	County	Region 4	Texas
Per 100k Population				
Drug Related	Adult	185.4 ↑	413.3	269.8
	Juvenile	0.0	15.3	39.1
Alcohol Related	Adult	33.1 ↓	209.8	580.9
	Juvenile	0.0	7.9	9.8

Compared to Previous Year's Data

↑ Positive Increase   ↓ Positive Decrease   ↑ Negative Increase   ↓ Negative Decrease

ETCADA.com  
 903-753-7633

