

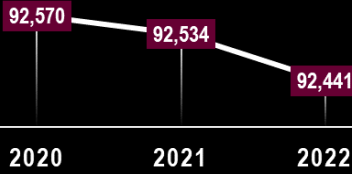
Quick Facts 2022

PRC4 PREVENTION RESOURCE CENTER 4

ETCADA

Bowie County

Population Projections



Life Expectancy: 74.5 years ↓
 Frequent Physical Stress: 14%
 Physically Inactive: 31% ↓
 Obesity: 37% ↑
 Poor/Fair Health: 22% ↑
 Frequent Mental Stress: 16% ↑
 Food Insecure: 16% ↓
 Access to Exercise Opportunities: 38% ↓

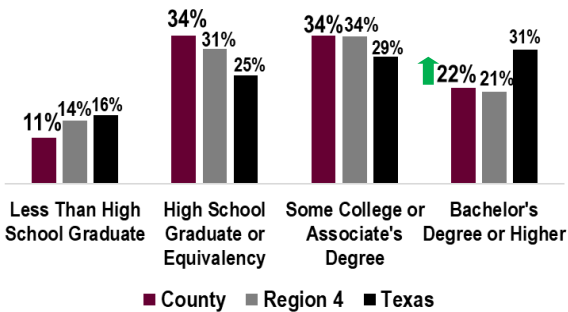
Households: 34,283
 Persons Per: 2.6
 With computer: 81.4%
 With internet: 73.1% ↑
 Median Rent: \$776

Race/Ethnicity: White: 62.8% Black: 24.3% Hispanic: 8.3% Asian: 1.2% Other: 3.3%
 Age: 0-17: 20.8% 18-24: 8.3% 25-44: 28.5% 45-64: 23.8% 65+: 18.6%
 Population Density: Per Square Mile: 104.5 Rural Residents: 35.4% Veterans: 7.6%

Median Household Income: \$51,796 ↑ Poverty: 16.8% ↑ Children in Poverty: 24.2% ↑ Age 65+ in Poverty: 10.7% ↑

Educational Attainment

Ages 25+



Scan the QR Code to visit ETCADA.com



Supplemental Nutrition Assistance Program

SNAP Recipients: 14,476 ↑

Temporary Assistance for Needy Families

TANF Recipients: 138 ↑

Free/Reduced Lunch: 62% ↓

| Demographic | County | Region 4 | Texas |
|----------------------|--------|----------|-------|
| Unemployment | 6% ↓ | 6% | 6% |
| Uninsured Adults | 21% | 24% | 24% |
| Uninsured Children | 9% ↑ | 13% | 13% |
| Adult Smoking | 22% ↑ | 21% | 15% |
| Adult Binge Drinking | 19% ↓ | 20% | 20% |

Alcohol Permits: 162 ↑ Tobacco Permits: 104 ↓
 Average RX per Person: 2.2

| Arrest | County | Region 4 | Texas |
|---------------------|-----------|----------|---------|
| Per 100k Population | | | |
| Burglary | 268.3 ↓ | 293.2 | 314.6 |
| Larceny | 1,504.7 ↑ | 949.9 | 1,455.8 |
| Auto Theft | 229.3 ↑ | 157.6 | 287.3 |
| Murder | 10.8 ↑ | 6.0 | 6.7 |
| Rape | 76.8 ↑ | 46.7 | 50.0 |
| Robbery | 44.4 ↓ | 23.1 | 73.1 |
| Assault | 331.0 ↑ | 226.8 | 297.6 |

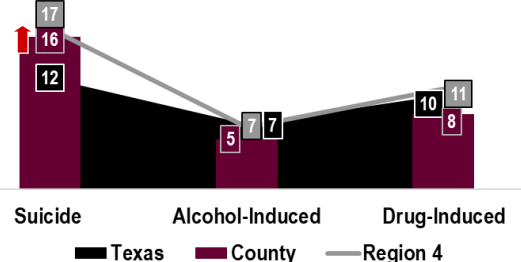
Mental Health Providers: 926:1 ↓

Primary Care Physicians: 1,392:1 ↓

Dentists: 1,700:1 ↓

Confirmed Child Victims of Maltreatment: 211 ↓
 Family Violence Incidents: 995 ↑
 Students Experiencing Homelessness: 59 ↓
 Children in Single Parent Households: 8,398

Death Rates per 100K Population 1999 — 2020



Substance Use Concerns: Methamphetamines, Alcohol, Marijuana, and Vaping
 Causes: Poverty, Mental Health Issues, Trauma, and Pandemic Related Issues
 Consequences: Destruction of Families, Poverty, and Permanent Health Damage
 Resources Needed: Services for Those Without Insurance

Drugs Seized in County by Law Enforcement



Alcohol Related Crashes

Total Crashes: 87 ↓
 Fatal Crashes: 3 ↓
 Crash Fatalities: 3 ↓

| Arrest | Age | County | Region 4 | Texas |
|---------------------|----------|---------|----------|-------|
| Per 100k Population | | | | |
| Drug Related | Adult | 749.7 ↓ | 413.3 | 269.8 |
| | Juvenile | 31.2 ↑ | 15.3 | 39.1 |
| Alcohol Related | Adult | 148.2 ↓ | 209.8 | 580.9 |
| | Juvenile | 5.2 | 7.9 | 9.8 |

Compared to Previous Year's Data

↑ Positive Increase ↓ Positive Decrease ↑ Negative Increase ↓ Negative Decrease

ETCADA.com
 903-753-7633

