

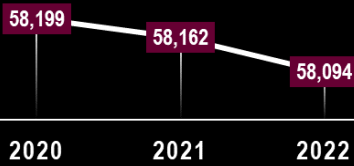
Quick Facts 2022

Anderson County

PRC4 PREVENTION RESOURCE CENTER 4

ETCADA

Population Projections



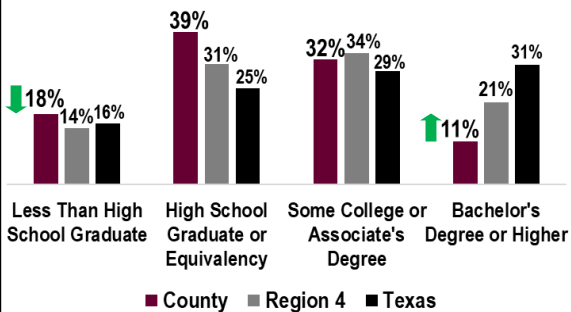
Life Expectancy: **73.2 years**
 Frequent Physical Stress: **15%**
 Physically Inactive: **34%** ↑
 Obesity: **39%** ↑
 Poor/Fair Health: **26%** ↑
 Frequent Mental Stress: **16%** ↑
 Food Insecure: **15%**
 Access to Exercise Opportunities: **26%**

Households: **16,555**
 Persons Per: **2.7**
 With computer: **86.9%**
 With internet: **74.3%** ↑
 Median Rent: **\$829**

Race/Ethnicity: White: **57.2%** Black: **20.7%** Hispanic: **19.6%** Asian: **0.6%** Other: **2.0%**
 Age: 0-17: **18.3%** 18-24: **8.6%** 25-44: **32.9%** 45-64: **24.2%** 65+: **15.9%**
 Population Density: Per Square Mile: **54.7** Rural Residents: **67.1%** Veterans: **6.1%**

Median Household Income: **\$45,847** ↑ Poverty: **14.1%** ↓ Children in Poverty: **21.5%** Age 65+ in Poverty: **9.9%** ↓

Educational Attainment Ages 25+



Scan the QR Code to visit ETCADA.com



Demographic	County	Region 4	Texas
Unemployment	5% ↓	6%	6%
Uninsured Adults	24% ↑	24%	24%
Uninsured Children	14% ↑	13%	13%
Adult Smoking	22% ↑	21%	15%
Adult Binge Drinking	20% ↓	20%	20%

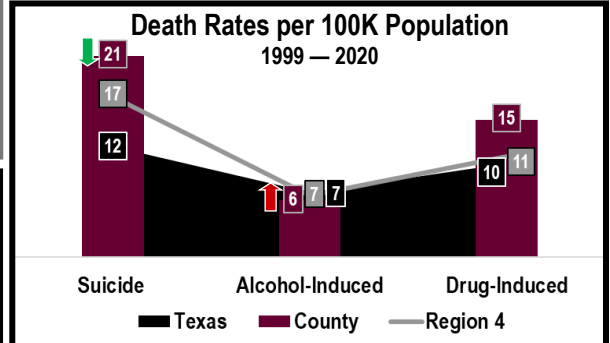
Supplemental Nutrition Assistance Program
SNAP Recipients: 6,625 ↑
 Temporary Assistance for Needy Families
TANF Recipients: 75 ↓
Free/Reduced Lunch: 64% ↓

Alcohol Permits: **84** ↓ Tobacco Permits: **66** ↓
 Average RX per Person: **1.4**

Arrest	County	Region 4	Texas
Per 100k Population			
Burglary	168.7 ↓	293.2	314.6
Larceny	583.5 ↓	949.9	1,455.8
Auto Theft	65.4 ↓	157.6	287.3
Murder	1.7 ↓	6.0	6.7
Rape	27.5 ↑	46.7	50.0
Robbery	10.3 ↓	23.1	73.1
Assault	144.6 ↓	226.8	297.6

Confirmed Child Victims of Maltreatment: **148** ↓
 Family Violence Incidents: **259** ↓
 Students Experiencing Homelessness: **44** ↓
 Children in Single Parent Households: **3,268**

Substance Use Concerns: Methamphetamines, Alcohol, Marijuana, and Vaping
Causes: Poverty, Mental Health Issues, Trauma, and Pandemic Related Issues
Consequences: Destruction of Families, Poverty, and Permanent Health Damage
Resources Needed: Services for Those Without Insurance



Drugs Seized in County by Law Enforcement



Alcohol Related Crashes

Total Crashes: **37** ↓
 Fatal Crashes: **2** ↑
 Crash Fatalities: **3** ↑

Arrest	Age	County	Region 4	Texas
Per 100k Population				
Drug Related	Adult	328.8 ↓	413.3	269.8
	Juvenile	9.4	15.3	39.1
Alcohol Related	Adult	149.8 ↓	209.8	580.9
	Juvenile	0.0	7.9	9.8

Compared to Previous Year's Data

↑ Positive Increase ↓ Positive Decrease ↑ Negative Increase ↓ Negative Decrease

ETCADA.com
 903-753-7633

