

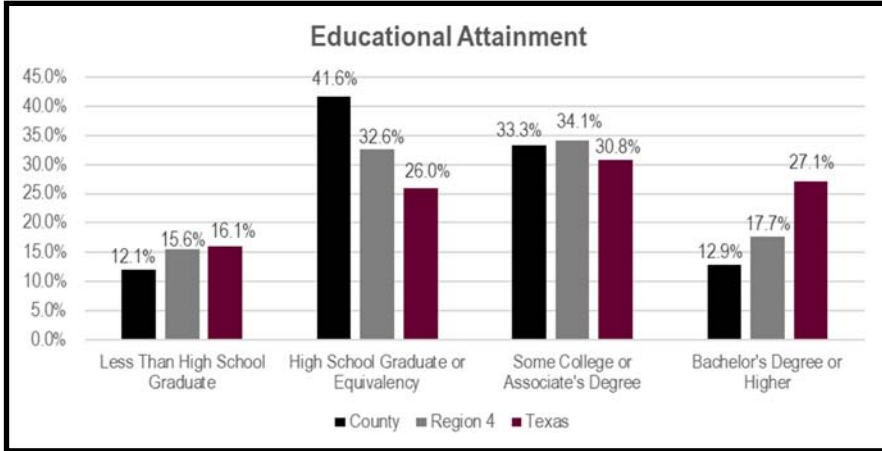
Race/Ethnicity: White: 63.7% Black: 21.5% Hispanic: 11.1% Asian: 0.4% Other: 2.9%

Age: 0-17: 22.3% 18-24: 6.6% 25-44: 22.0% 45-64: 24.7% 65+: 24.4%

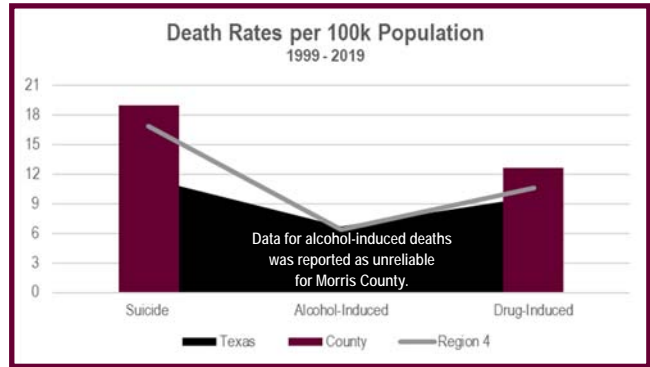
Population Density: Per Square Mile: 49.2

Households: 5,117      Average Size: 2.4      With Children Under 18: 30.4%

Median Income: \$41,359      Single-Parent: 7.6%      Children in Poverty: 29%



| Demographic          | County | Region 4 | Texas |
|----------------------|--------|----------|-------|
| Unemployment         | 11%    | 7%       | 7%    |
| Uninsured Adults     | 24%    | 24%      | 23%   |
| Uninsured Children   | 11%    | 11%      | 11%   |
| Free/Reduced Lunch   | 77%    | 65%      | 61%   |
| Adult Smoking        | 19%    | 19%      | 19%   |
| Adult Binge Drinking | 21%    | 21%      | 14%   |



| Arrest                     | County | Region 4 | Texas   |
|----------------------------|--------|----------|---------|
| <b>Per 100k Population</b> |        |          |         |
| Burglary                   | 233.0  | 374.8    | 364.7   |
| Larceny                    | 610.5  | 1,080.0  | 1,562.1 |
| Auto Theft                 | 120.5  | 168.8    | 282.2   |
| Murder                     | 0.0    | 5.7      | 6.5     |
| Rape                       | 40.2   | 48.3     | 45.2    |
| Robbery                    | 16.1   | 26.6     | 90.4    |
| Aggravated Assault         | 281.2  | 220.2    | 298.4   |

Alcohol Permits: 29  
Tobacco Permits: 20  
Average RX per Person: 1.2

Mental Health Providers: 3,100:1  
Primary Care Physicians: 6,234:1  
Dentists: 2,057:1

| Arrest                     | Age      | County | Region 4 | Texas |
|----------------------------|----------|--------|----------|-------|
| <b>Per 100k Population</b> |          |        |          |       |
| Drug Related               | Adult    | 909.2  | 524.3    | 389.8 |
|                            | Juvenile | 36.1   | 21.3     | 35.0  |
| Alcohol Related            | Adult    | 402.9  | 370.9    | 475.0 |
|                            | Juvenile | 0.0    | 3.4      | 7.0   |

Confirmed Child Victims of Maltreatment: 165  
Family Violence Incidents: 52  
Students Experiencing Homelessness: 62

SNAP Recipients: 2,302  
SNAP — Supplemental Nutrition Assistance Program

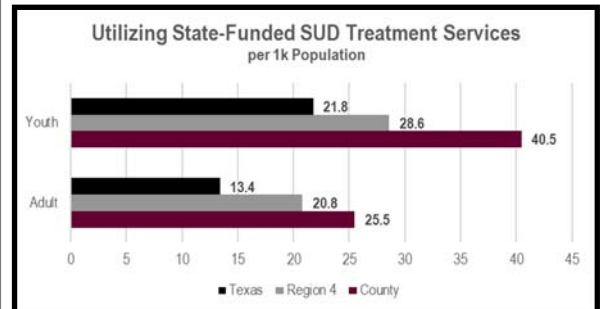
TANF Recipients: 28  
TANF — Temporary Assistance for Needy Families

**Drugs Seized in County by Law Enforcement**

**Alcohol Related Crashes**

Total Crashes: 11  
Fatal Crashes: 0  
Crash Fatalities: 0  
Suspected Serious Crashes: 3  
Suspected Serious Injuries: 3  
Non-Incapacitating Crashes: 2  
Non-Incapacitating Injuries: 2

Life Expectancy: 74.3 years  
Frequent Physical Stress: 14%      Adult Obesity: 33%  
Frequent Mental Stress: 15%      Poor/Fair Health: 21%



[www.etcada.com](http://www.etcada.com)      [www.prcfour.org](http://www.prcfour.org)

[www.dorscommunityservices.org](http://www.dorscommunityservices.org)

708 Glencrest Lane, Longview, Texas 75601  
211 Mill Street, Pittsburg, Texas 75686  
2654 Lamar Ave., Paris, Texas 75460  
2323 W. Front Street, Tyler, Texas 75712  
1820 Shiloh Road, Suite 1302, Tyler, TX 75703  
716 Glencrest Ln—Suite A, B, & C Longview, TX 75601

Phone: (903) 753-7633, (800) 441-8639      Fax: (903) 753-5692  
Phone: (903) 753-7633, (800) 441-8639      Fax: (903) 753-5692  
Phone: (903) 753-7633, (800) 441-8639      Fax: (903) 753-5692  
Phone: (903) 753-7633, (800) 441-8639      Fax: (903) 753-5692  
Phone: (903) 753-7633, (800) 441-8639      Fax: (903) 753-5692  
Phone: (903) 753-7633



DORS

Scan the QR Code to download the complete 2021 RNA

