

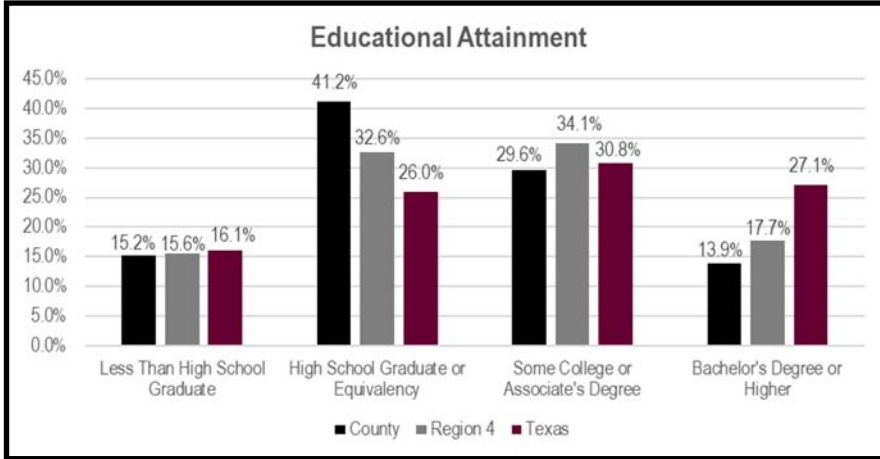
Race/Ethnicity: White: 68.7% Black: 22.6% Hispanic: 4.5% Asian: 0.5% Other: 3.2%

Age: 0-17: 19.0% 18-24: 6.2% 25-44: 20.9% 45-64: 28.1% 65+: 25.9%

Population Density: Per Square Mile: 26.9

Households: 4,715      Average Size: 2.1      With Children Under 18: 19.5%

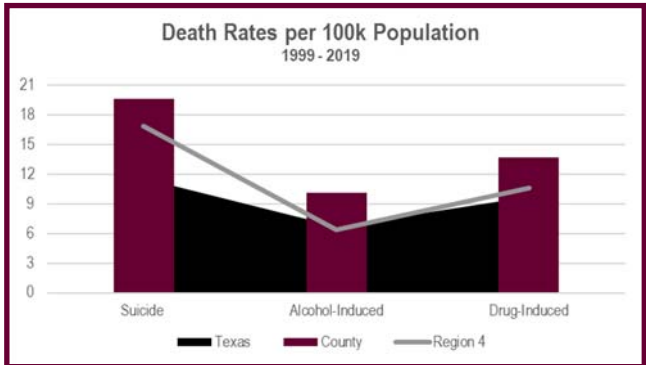
Median Income: \$37,662      Single-Parent: 2.8%      Children in Poverty: 33%



Demographic	County	Region 4	Texas
Unemployment	8%	7%	7%
Uninsured Adults	18%	24%	23%
Uninsured Children	7%	11%	11%
Free/Reduced Lunch	80%	65%	61%
Adult Smoking	18%	19%	19%
Adult Binge Drinking	24%	21%	14%

Arrest	County	Region 4	Texas
<b>Per 100k Population</b>			
Burglary	398.3	374.8	364.7
Larceny	573.1	1,080.0	1,562.1
Auto Theft	116.6	168.8	282.2
Murder	0.0	5.7	6.5
Rape	19.4	48.3	45.2
Robbery	9.7	26.6	90.4
Aggravated Assault	174.9	220.2	298.4

Alcohol Permits: 33  
Tobacco Permits: 22  
Average RX per Person: 0.5



Mental Health Providers: 9,850:1  
Primary Care Physicians: 9,850:1  
Dentists: 9,850:1

Arrest	Age	County	Region 4	Texas
<b>Per 100k Population</b>				
Drug Related	Adult	95.7	524.3	389.8
	Juvenile	0.0	21.3	35.0
Alcohol Related	Adult	35.9	370.9	475.0
	Juvenile	0.0	3.4	7.0

Confirmed Child Victims of Maltreatment: 127  
Family Violence Incidents: 40  
Students Experiencing Homelessness: 0

SNAP Recipients: 1,865  
SNAP — Supplemental Nutrition Assistance Program

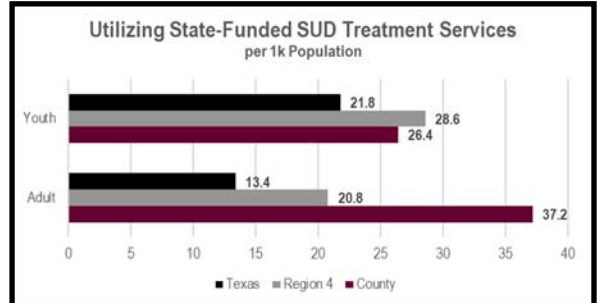
TANF Recipients: 8  
TANF — Temporary Assistance for Needy Families

### Alcohol Related Crashes

Total Crashes: 7  
Fatal Crashes: 1  
Crash Fatalities: 1  
Suspected Serious Crashes: 0  
Suspected Serious Injuries: 1  
Non-Incapacitating Crashes: 1  
Non-Incapacitating Injuries: 1

Life Expectancy: 74.5 years  
Frequent Physical Stress: 15%      Adult Obesity: 45%  
Frequent Mental Stress: 17%      Poor/Fair Health: 24%

### Drugs Seized in County by Law Enforcement



Scan the QR Code to download the complete 2021 RNA

