

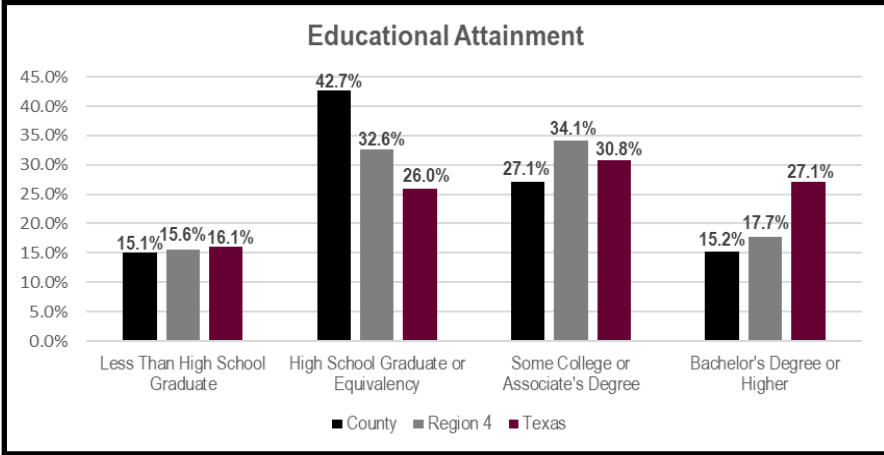
Race/Ethnicity: White: 75.9% Black: 16.0% Hispanic: 5.3% Asian: 0.4% Other: 2.2%

Age: 0-17: 22.1% 18-24: 6.8% 25-44: 21.5% 45-64: 25.1% 65+: 24.6%

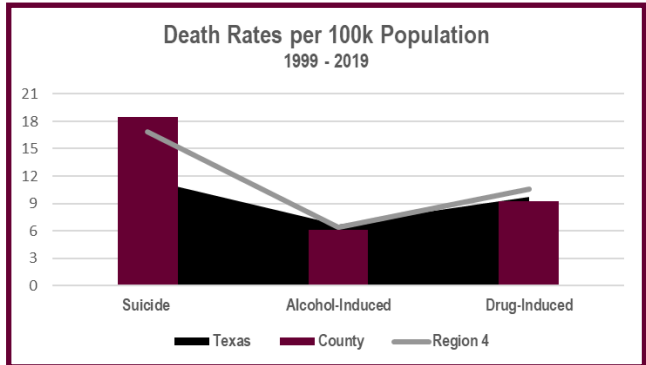
Population Density: Per Square Mile: 32.3

Households: 11,934 **Average Size:** 2.5 **With Children Under 18:** 30.2%

Median Income: \$44,848 **Single-Parent:** 6.0% **Children in Poverty:** 24%



Demographic	County	Region 4	Texas
Unemployment	8%	7%	7%
Uninsured Adults	22%	24%	23%
Uninsured Children	7%	11%	11%
Free/Reduced Lunch	63%	65%	61%
Adult Smoking	19%	19%	19%
Adult Binge Drinking	22%	21%	14%



Arrest	County	Region 4	Texas
Per 100k Population			
Burglary	438.6	374.8	364.7
Larceny	722.1	1,080.0	1,562.1
Auto Theft	155.0	168.8	282.2
Murder	3.3	5.7	6.5
Rape	23.1	48.3	45.2
Robbery	6.6	26.6	90.4
Aggravated Assault	118.7	220.2	298.4

Alcohol Permits: 39

Tobacco Permits: 48

Average RX per Person: 1.6

Mental Health Providers: 3,750:1

Primary Care Physicians: 3,752:1

Dentists: 3,347:1

Arrest	Age	County	Region 4	Texas
Per 100k Population				
Drug Related	Adult	110.0	524.3	389.8
	Juvenile	0.0	21.3	35.0
Alcohol Related	Adult	97.3	370.9	475.0
	Juvenile	0.0	3.4	7.0

Confirmed Child Victims of Maltreatment: 363

Family Violence Incidents: 87

Students Experiencing Homelessness: 154

SNAP Recipients: 4,743
SNAP — Supplemental Nutrition Assistance Program

TANF Recipients: 53
TANF — Temporary Assistance for Needy Families

Drugs Seized in County by Law Enforcement

Alcohol Related Crashes

Total Crashes: 27

Fatal Crashes: 3

Crash Fatalities: 3

Suspected Serious Crashes: 2

Suspected Serious Injuries: 4

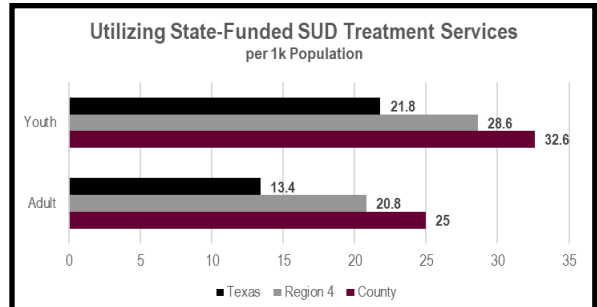
Non-Incapacitating Crashes: 6

Non-Incapacitating Injuries: 8

Life Expectancy: 75.5 years

Frequent Physical Stress: 15% **Adult Obesity:** 46%

Frequent Mental Stress: 16% **Poor/Fair Health:** 22%



Scan the QR Code to download the complete 2021 RNA

